

JOB DEMAND REPORT

MARCH 2020

Job posting data collected by the Connect2Jobs.ca from job boards and employer websites who recruit candidates in Bruce, Grey, Perth and Huron counties.

HIGHLIGHTS

JOB POSTINGS BY THE NUMBERS

TOTAL ACTIVE	NEW THIS MONTH	COMPANIES	JOB BOARDS
2,688	1,602	1,179	22

OF DAYS POSTED

AVERAGE	MEDIAN
20	16

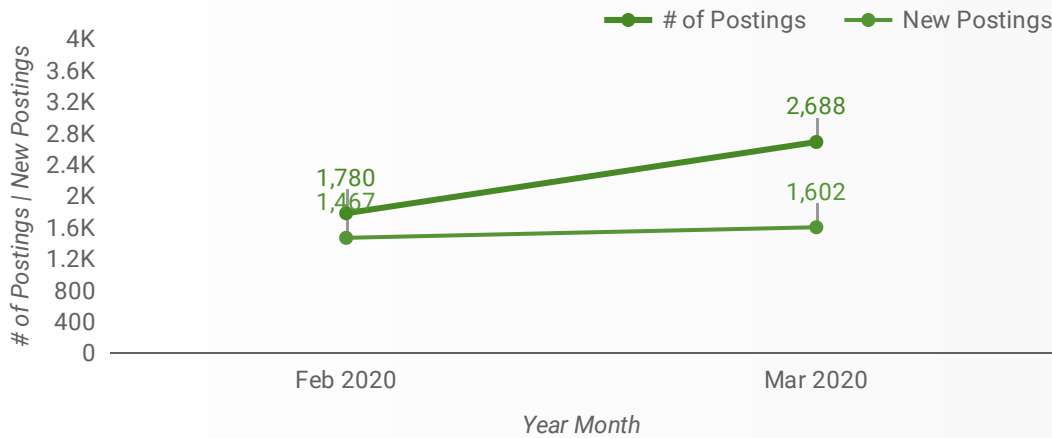
REPORT BUILDER

The default filter selection below will show all job demand data for the month. You can use the filters to create a customized report for the purpose of understanding a subset of the data.

MUNICIPALITY	JOB TYPE	JOB DURATION
JOB BOARD	ADDITIONAL LANGUA...	QUICK FIND
SKILL LEVEL		
SKILL TYPE NAME / 1-DIGIT NATIONAL OCCUPATIONAL CLASSIFICATION CODE		
MAJOR GROUP / 2-DIGIT NATIONAL OCCUPATIONAL CLASSIFICATION CODE		
MINOR GROUP / 3-DIGIT NATIONAL OCCUPATIONAL CLASSIFICATION CODE		
UNIT GROUP / 4-DIGIT NATIONAL OCCUPATIONAL CLASSIFICATION CODE		
COMPANY OR EMPLOYMENT AGENCY		

JOB POSTINGS BY MONTH

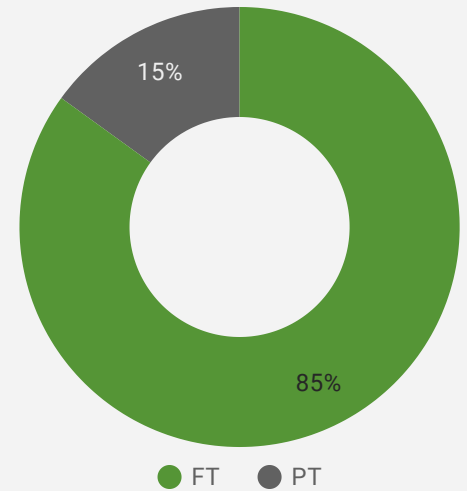
How many job postings were active for at least 1 day this month?



NOTE: This graph cannot be filtered using the controls on the cover page

JOB TYPE

Full-time vs Part-time



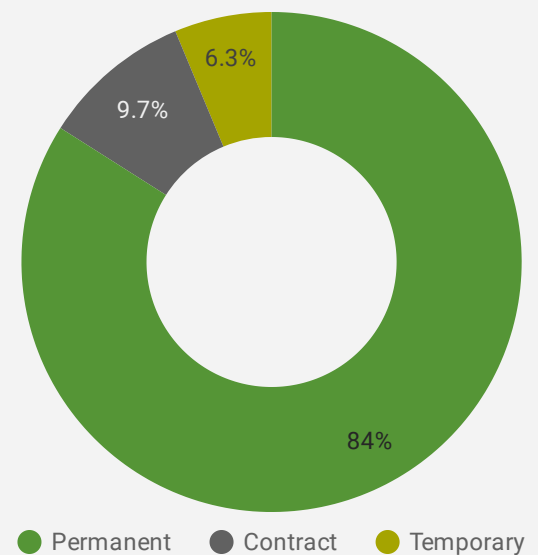
JOB POSTINGS BY REGION

Where are job opportunities being offered?

	MUNICIPALITY	POSTING COUNT	AVG POSTING LENGTH IN DAYS	MEDIAN POSTING LENGTH IN DAYS
1.	Bruce County	627	21	16
2.	Huron County	487	18	16
3.	Grey County	452	17	16
4.	City of Owen Sound	393	15	15
5.	City of Stratford	350	23	16
6.	Perth County	254	29	30
7.	Town of St. Marys	57	24	18

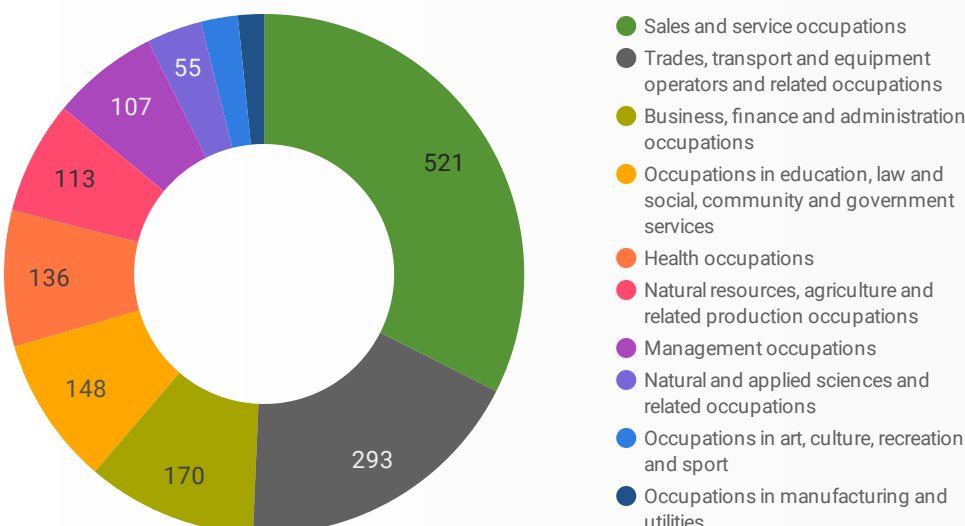
JOB DURATION

Permanency of jobs posted



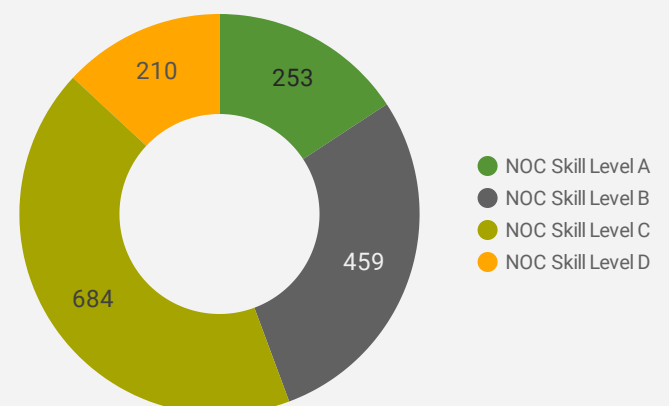
JOB POSTINGS BY SKILL TYPE

What skill type is being recruited?



JOB POSTINGS BY SKILL LEVEL

What education do occupations typically require?



Skill Level A = Usually University education | Skill Level B = Usually College education or Apprenticeship training | Skill Level C = Usually Secondary education or occupation-specific training | Skill Level D = Usually on-the-job training

TOP OCCUPATIONS

What kind of jobs are in-demand?

	4 DIGIT NOC NAME	POSTINGS
1.	Retail salespersons	245
2.	Home support workers, housekeepers and related occupations	133
3.	Cooks	116
4.	Transport truck drivers	92
5.	Light duty cleaners	86
6.	General farm workers	75
7.	Other customer and information services representatives	74
8.	Retail and wholesale trade managers	69
9.	Material handlers	59
10.	Food and beverage servers	56
11.	Landscaping and grounds maintenance labourers	56
12.	Delivery and courier service drivers	56
13.	Administrative assistants	54
14.	Carpenters	48
15.	Food counter attendants, kitchen helpers and related support occupations	46
16.	Cashiers	41
17.	General practitioners and family physicians	41
18.	Janitors, caretakers and building superintendents	35
19.	Retail and wholesale buyers	34
20.	Landscape and horticulture technicians and specialists	32
21.	Registered nurses and registered psychiatric nurses	32
22.	Licensed practical nurses	32
23.	Security guards and related security service occupations	29
24.	Construction trades helpers and labourers	26
25.	Heavy equipment operators (except crane)	25
26.	Other technical occupations in therapy and assessment	25
27.	General office support workers	24
28.	Roofers and shinglers	22
29.	Bus drivers, subway operators and other transit operators	22
30.	Receptionists	22

TOP EMPLOYERS/AGENCIES

Who is hiring?

	COMPANY	POSTINGS
1.	Kijiji	83
2.	Walmart Canada	57
3.	undefined	35
4.	Blue Mountains/Collingwood	34
5.	We Check	29
6.	Local Employer	29
7.	VON Canada	26
8.	Extencicare	22
9.	The Organization of Canadian Nuclear Industries	19
10.	Hensall Co-op	17
11.	CHAPMAN'S ICE CREAM	16
12.	Closing the Gap Healthcare	16
13.	Stratford Festival	15
14.	Canada Post - Postes Canada	15
15.	LISTOWEL WINGHAM HOSPITALS ALLIANCE	15
16.	Corporation of the County of Bruce	15
17.	AECOM	14
18.	McDonald's Restaurants	14
19.	Godfathers Pizza - Tri Group Management	14
20.	Dollarama	14
21.	County of Perth	13
22.	Loblaw Companies Limited	13
23.	Compass Minerals	12
24.	Grey Bruce Health Services	12
25.	CarePartners	12
26.	Scotiabank	11
27.	One Care Home & Community Support	11

OCCUPATIONS BY FREQUENCY & LENGTH OF JOB POSTINGS

What jobs are hard to fill and/or in-demand?

	4 DIGIT NOC	4 DIGIT NOC NAME	SKILL LEVEL	POSTING COUNT	AVG POSTING LENGTH IN DAYS	MEDIAN POSTING LENGTH IN DAYS
1.	6421	Retail salespersons	NOC Skill Level C	144	19	16
2.	4412	Home support workers, housekeepers and related occupations	NOC Skill Level C	76	21	16
3.	6322	Cooks	NOC Skill Level B	61	21	19.5
4.	7511	Transport truck drivers	NOC Skill Level C	60	18	15.5
5.	6731	Light duty cleaners	NOC Skill Level D	48	15	15
6.	8431	General farm workers	NOC Skill Level C	47	24	16
7.	6552	Other customer and information services representatives	NOC Skill Level C	47	23	16
8.	621	Retail and wholesale trade managers	NOC Skill Level A	42	19	16
9.	1241	Administrative assistants	NOC Skill Level B	38	15	16
10.	8612	Landscaping and grounds maintenance labourers	NOC Skill Level D	38	20	16
11.	6513	Food and beverage servers	NOC Skill Level C	37	21	17
12.	3112	General practitioners and family physicians	NOC Skill Level A	33	23	16
13.	7514	Delivery and courier service drivers	NOC Skill Level C	33	20	16
14.	6711	Food counter attendants, kitchen helpers and related support occupations	NOC Skill Level D	27	19	15.5
15.	7452	Material handlers	NOC Skill Level C	26	21	18
16.	3012	Registered nurses and registered psychiatric nurses	NOC Skill Level A	24	33	33
17.	6611	Cashiers	NOC Skill Level D	23	16	16
18.	6733	Janitors, caretakers and building superintendents	NOC Skill Level D	21	16	15
19.	7271	Carpenters	NOC Skill Level B	20	14	14.5
20.	6541	Security guards and related security service occupations	NOC Skill Level C	19	24	16
21.	7611	Construction trades helpers and labourers	NOC Skill Level D	18	20	17
22.	7521	Heavy equipment operators (except crane)	NOC Skill Level C	18	18	16
23.	3233	Licensed practical nurses	NOC Skill Level B	17	18	17
24.	6222	Retail and wholesale buyers	NOC Skill Level B	16	16	16
25.	8252	Agricultural service contractors, farm supervisors and specialized livestock workers	NOC Skill Level B	15	27	19.5
26.	4214	Early childhood educators and assistants	NOC Skill Level B	15	17	14
27.	3237	Other technical occupations in therapy and assessment	NOC Skill Level B	14	16	13.5
28.	2225	Landscape and horticulture technicians and specialists	NOC Skill Level B	14	32	32
29.	1411	General office support workers	NOC Skill Level C	14	15	16

JOB POSTINGS BY 3-DIGIT NATIONAL OCCUPATION CLASSIFICATION

What jobs are hard to fill and/or in-demand?

	3 DIGIT NOC	3 DIGIT NOC NAME	SKILL LEVEL	POSTING COUNT	AVG POSTING LENGTH IN DAYS	MEDIAN POSTING LENGTH IN DAYS
1.	642	Retail salespersons	NOC Skill Level C	144	19	16
2.	751	Motor vehicle and transit drivers	NOC Skill Level C	109	19	16
3.	441	Home care providers and educational support occupations	NOC Skill Level C	90	20	16
4.	673	Cleaners	NOC Skill Level D	76	15	15
5.	632	Chefs and cooks	NOC Skill Level B	68	22	20
6.	843	Agriculture and horticulture workers	NOC Skill Level C	50	25	16.5
7.	655	Customer and information services representatives	NOC Skill Level C	47	23	16
8.	651	Occupations in food and beverage service	NOC Skill Level C	45	20	16
9.	062	Retail and wholesale trade managers	NOC Skill Level A	42	19	16
10.	861	Harvesting, landscaping and natural resources labourers	NOC Skill Level D	40	19	16
11.	124	Office administrative assistants - general, legal and medical	NOC Skill Level B	39	15	16
12.	311	Physicians, dentists and veterinarians	NOC Skill Level A	35	23	16

1 - 50 / 105 < >

JOB POSTINGS BY 2-DIGIT NATIONAL OCCUPATION CLASSIFICATION

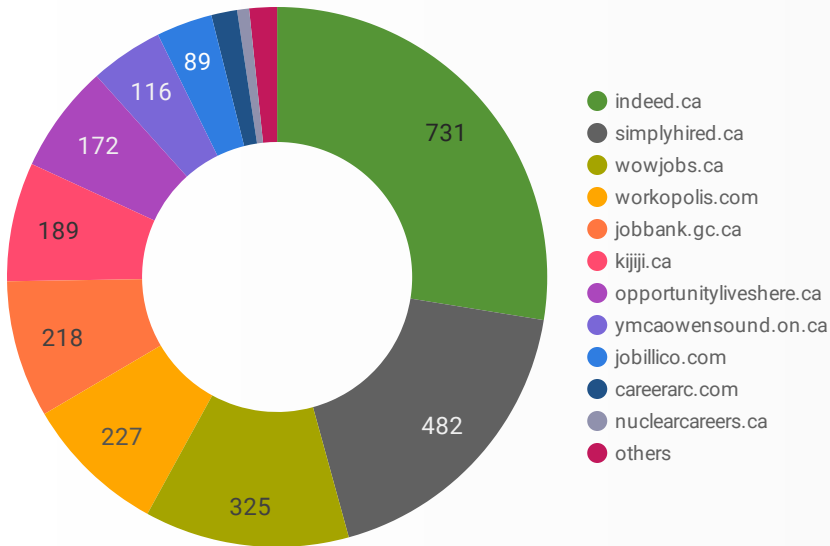
What jobs are hard to fill and/or in-demand?

	2 DIGIT NOC	2 DIGIT NOC NAME	SKILL LEVEL	POSTING COUNT	AVG POSTING LENGTH IN DAYS	MEDIAN POSTING LENGTH IN DAYS
1.	64	Sales representatives and salespersons - wholesale and retail trade	NOC Skill Level C	147	19	16
2.	75	Transport and heavy equipment operation and related maintenance occupations	NOC Skill Level C	138	19	16
3.	65	Service representatives and other customer and personal services occupations	NOC Skill Level C	115	22	16
4.	67	Service support and other service occupations, n.e.c.	NOC Skill Level D	107	16	15
5.	44	Care providers and educational, legal and public protection support occupations	NOC Skill Level C	92	20	16
6.	63	Service supervisors and specialized service occupations	NOC Skill Level B	81	21	16
7.	72	Industrial, electrical and construction trades	NOC Skill Level B	81	22	16
8.	12	Administrative and financial supervisors and administrative occupations	NOC Skill Level B	76	14	15.5
9.	06	Middle management occupations in retail and wholesale trade and customer services	NOC Skill Level A	52	19	16
10.	84	Workers in natural resources, agriculture and related production	NOC Skill Level C	50	25	16.5

1 - 43 / 43 < >

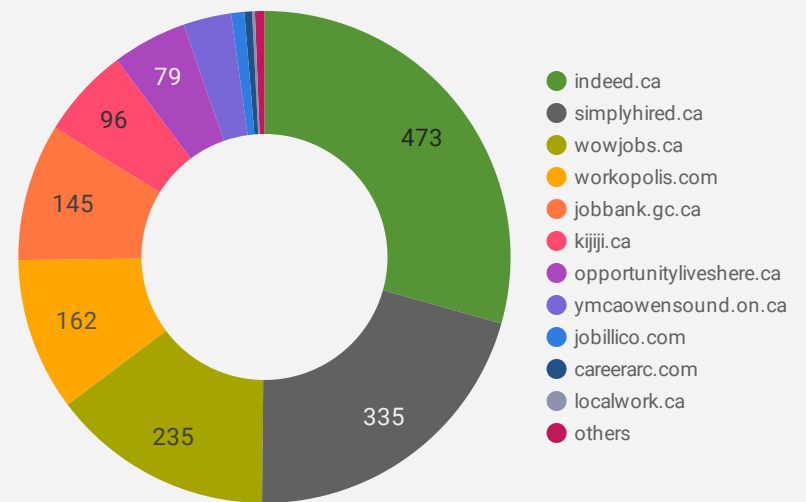
JOB POSTINGS BY JOB BOARD

What share of unique job postings appear on each job board?



COMPANIES BY JOB BOARD

What share of unique job postings appear on each job board?



JOB POSTING DETAILS BY JOB BOARD

How does job posting activity differ by job board?

	JOB BOARD	POSTING COUNT	POSTING DAYS	POSTING DAYS	COMPANY
1.	indeed.ca	731	18	15	473
2.	simplyhired.ca	482	19	15	335
3.	wowjobs.ca	325	20	16	235
4.	workopolis.com	227	16	16	162
5.	jobbank.gc.ca	218	21	17	145
6.	kijiji.ca	189	15	15	96
7.	opportunityliveshere.ca	172	40	48.5	79
8.	ymcaowensound.on.ca	116	15	12	51
9.	jobillico.com	89	18	15	14
10.	careerarc.com	41	29	26	8
11.	nuclearcareers.ca	19	10	5	1
12.	localwork.ca	9	21	30	3
13.	huroncounty.ca	7			1
14.	careers.northperth.ca	7	13	13	1
15.	grey.ca	5			1
16.	kincardine.ca	4	16	16	1
17.	stratford.ca	4			1
18.	hanover.ca	3			1