

JOB DEMAND REPORT

APRIL 2020

Job posting data collected by the Connect2Jobs.ca from job boards and employer websites who recruit candidates in Bruce, Grey, Perth and Huron counties.

HIGHLIGHTS

JOB POSTINGS BY THE NUMBERS

TOTAL ACTIVE	NEW THIS MONTH	COMPANIES	JOB BOARDS
2,025	612	913	20

OF DAYS POSTED

AVERAGE	MEDIAN
25	19

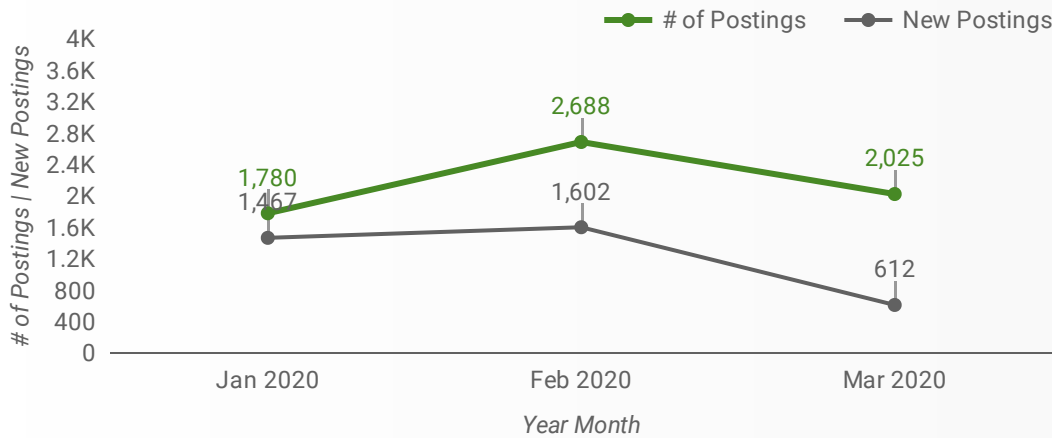
REPORT BUILDER

The default filter selection below will show all job demand data for the month. You can use the filters to create a customized report for the purpose of understanding a subset of the data.

MUNICIPALITY	JOB TYPE	JOB DURATION
JOB BOARD	ADDITIONAL LANGUA...	QUICK FIND
SKILL LEVEL		
SKILL TYPE NAME / 1-DIGIT NATIONAL OCCUPATIONAL CLASSIFICATION CODE		
MAJOR GROUP / 2-DIGIT NATIONAL OCCUPATIONAL CLASSIFICATION CODE		
MINOR GROUP / 3-DIGIT NATIONAL OCCUPATIONAL CLASSIFICATION CODE		
UNIT GROUP / 4-DIGIT NATIONAL OCCUPATIONAL CLASSIFICATION CODE		
COMPANY OR EMPLOYMENT AGENCY		

JOB POSTINGS BY MONTH

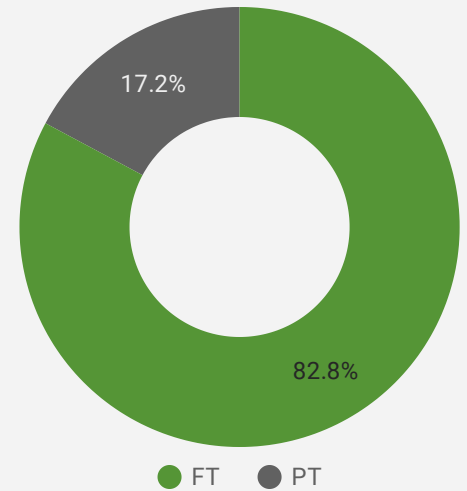
How many job postings were active for at least 1 day this month?



NOTE: This graph cannot be filtered using the controls on the cover page

JOB TYPE

Full-time vs Part-time



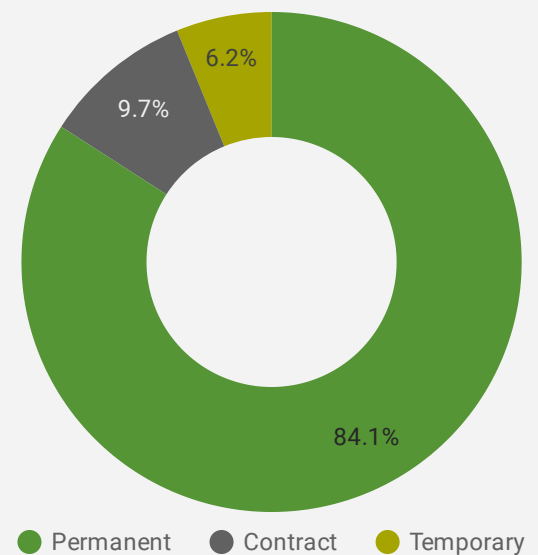
JOB POSTINGS BY REGION

Where are job opportunities being offered?

	MUNICIPALITY	POSTING COUNT	AVG POSTING LENGTH IN DAYS	MEDIAN POSTING LENGTH IN DAYS
1.	Bruce County	474	27	19
2.	Huron County	372	22	16
3.	City of Owen Sound	334	20	16
4.	Grey County	324	27	28
5.	City of Stratford	255	25	25
6.	Perth County	177	30	30
7.	Town of St. Marys	54	23	27

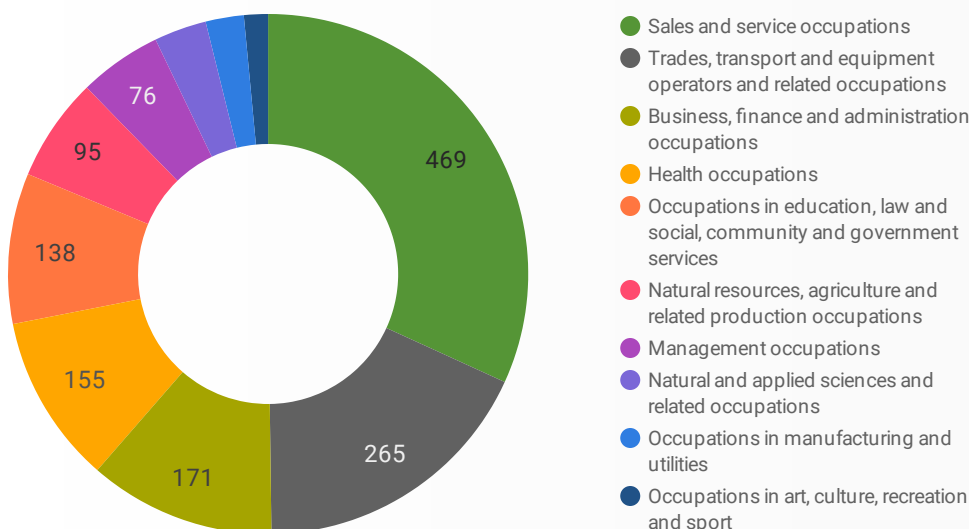
JOB DURATION

Permanency of jobs posted



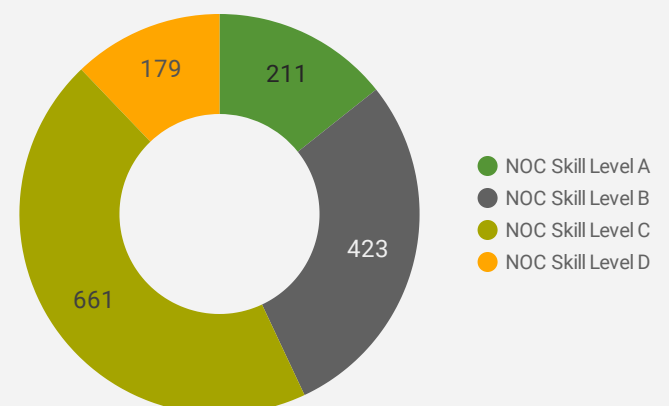
JOB POSTINGS BY SKILL TYPE

What skill type is being recruited?



JOB POSTINGS BY SKILL LEVEL

What education do occupations typically require?



Skill Level A = Usually University education | Skill Level B = Usually College education or Apprenticeship training | Skill Level C = Usually Secondary education or occupation-specific training | Skill Level D = Usually on-the-job training

TOP OCCUPATIONS

What kind of jobs are in-demand?

	4 DIGIT NOC NAME	POSTINGS ▾
1.	Retail salespersons	184
2.	Home support workers, housekeepers and related occupations	110
3.	Transport truck drivers	70
4.	General farm workers	66
5.	Cooks	59
6.	Other customer and information services representatives	59
7.	Material handlers	48
8.	Light duty cleaners	45
9.	Retail and wholesale trade managers	45
10.	Delivery and courier service drivers	44
11.	Landscaping and grounds maintenance labourers	43
12.	Food and beverage servers	41
13.	Carpenters	40
14.	General practitioners and family physicians	40
15.	Administrative assistants	38
16.	Licensed practical nurses	35
17.	Cashiers	34
18.	Retail and wholesale buyers	34
19.	Security guards and related security service occupations	32
20.	Registered nurses and registered psychiatric nurses	27
21.	Construction trades helpers and labourers	26
22.	Food counter attendants, kitchen helpers and related support occupations	24
23.	Heavy equipment operators (except crane)	22
24.	Painters and decorators (except interior decorators)	21
25.	General office support workers	20
26.	Agricultural service contractors, farm supervisors and specialized livestock workers	19
27.	Receptionists	18
28.	Landscape and horticulture technicians and specialists	18
29.	Shippers and receivers	17
30.	Elementary and secondary school teacher assistants	17

TOP EMPLOYERS/AGENCIES

Who is hiring?

	COMPANY	POSTINGS ▾
1.	We Check	48
2.	Kijiji	37
3.	Local Employer	32
4.	Walmart Canada	32
5.	CarePartners	28
6.	VON Canada	26
7.	Extendicare	21
8.	Blue Mountains/Collingwood	20
9.	Loblaw Companies Limited	18
10.	Closing the Gap Healthcare	18
11.	LISTOWEL WINGHAM HOSPITALS ALLIANCE	17
12.	Hensall Co-op	15
13.	Aecon Group	14
14.	Dollarama	14
15.	Jarlette	12
16.	McCarthy Place Retirement Residence	12
17.	Corporation of the County of Bruce	12
18.	undefined	11
19.	The Home Depot	11
20.	Sun Communities, Inc.	11
21.	Cascades	10
22.	McDonald's Restaurants	10
23.	AECOM	9
24.	Scotiabank	9
25.	LCBO	9
26.	The Agency	9
27.	County of Grey	8
28.	One Care Home & Community Support	8

OCCUPATIONS BY FREQUENCY & LENGTH OF JOB POSTINGS

What jobs are hard to fill and/or in-demand?

	4 DIGIT NOC	4 DIGIT NOC NAME	SKILL LEVEL	POSTING COUNT	AVG POSTING LENGTH IN DAYS	MEDIAN POSTING LENGTH IN DAYS
1.	6421	Retail salespersons	NOC Skill Level C	145	20	16
2.	4412	Home support workers, housekeepers and related occupations	NOC Skill Level C	88	21	16
3.	7511	Transport truck drivers	NOC Skill Level C	54	24	16
4.	6552	Other customer and information services representatives	NOC Skill Level C	48	22	21
5.	8431	General farm workers	NOC Skill Level C	44	29	25.5
6.	6322	Cooks	NOC Skill Level B	39	25	31
7.	6731	Light duty cleaners	NOC Skill Level D	35	26	31
8.	3112	General practitioners and family physicians	NOC Skill Level A	33	25	16
9.	3233	Licensed practical nurses	NOC Skill Level B	31	25	17.5
10.	7452	Material handlers	NOC Skill Level C	29	18	16
11.	8612	Landscaping and grounds maintenance labourers	NOC Skill Level D	29	28	24
12.	1241	Administrative assistants	NOC Skill Level B	28	14	15
13.	621	Retail and wholesale trade managers	NOC Skill Level A	28	26	28
14.	7514	Delivery and courier service drivers	NOC Skill Level C	28	19	16
15.	6541	Security guards and related security service occupations	NOC Skill Level C	27	16	16
16.	6611	Cashiers	NOC Skill Level D	26	18	15
17.	6222	Retail and wholesale buyers	NOC Skill Level B	23	26	25
18.	6513	Food and beverage servers	NOC Skill Level C	22	33	32
19.	7271	Carpenters	NOC Skill Level B	21	31	32
20.	3012	Registered nurses and registered psychiatric nurses	NOC Skill Level A	21	36	33
21.	7611	Construction trades helpers and labourers	NOC Skill Level D	21	25	30
22.	6711	Food counter attendants, kitchen helpers and related support occupations	NOC Skill Level D	19	12	8
23.	8252	Agricultural service contractors, farm supervisors and specialized livestock workers	NOC Skill Level B	16	35	32
24.	3413	Nurse aides, orderlies and patient service associates	NOC Skill Level C	16	18	16
25.	6622	Store shelf stockers, clerks and order fillers	NOC Skill Level D	15	18	16.5
26.	7521	Heavy equipment operators (except crane)	NOC Skill Level C	14	29	32
27.	7294	Painters and decorators (except interior decorators)	NOC Skill Level B	14	14	15
28.	1411	General office support workers	NOC Skill Level C	12	24	15
29.	1311	Accounting technicians and bookkeepers	NOC Skill Level B	12	20	18

JOB POSTINGS BY 3-DIGIT NATIONAL OCCUPATION CLASSIFICATION

What jobs are hard to fill and/or in-demand?

	3 DIGIT NOC	3 DIGIT NOC NAME	SKILL LEVEL	POSTING COUNT	AVG POSTING LENGTH IN DAYS	MEDIAN POSTING LENGTH IN DAYS
1.	642	Retail salespersons	NOC Skill Level C	145	20	16
2.	441	Home care providers and educational support occupations	NOC Skill Level C	98	21	16
3.	751	Motor vehicle and transit drivers	NOC Skill Level C	93	22	16
4.	655	Customer and information services representatives	NOC Skill Level C	48	22	21
5.	843	Agriculture and horticulture workers	NOC Skill Level C	46	29	28
6.	673	Cleaners	NOC Skill Level D	46	26	30.5
7.	323	Other technical occupations in health care	NOC Skill Level B	44	21	16
8.	632	Chefs and cooks	NOC Skill Level B	43	25	31
9.	311	Physicians, dentists and veterinarians	NOC Skill Level A	37	25	16
10.	861	Harvesting, landscaping and natural resources labourers	NOC Skill Level D	31	27	21.5
11.	124	Office administrative assistants - general, legal and medical	NOC Skill Level B	30	14	15
12.	745	Longshore workers and material handlers	NOC Skill Level C	29	18	16

1 - 50 / 106 < >

JOB POSTINGS BY 2-DIGIT NATIONAL OCCUPATION CLASSIFICATION

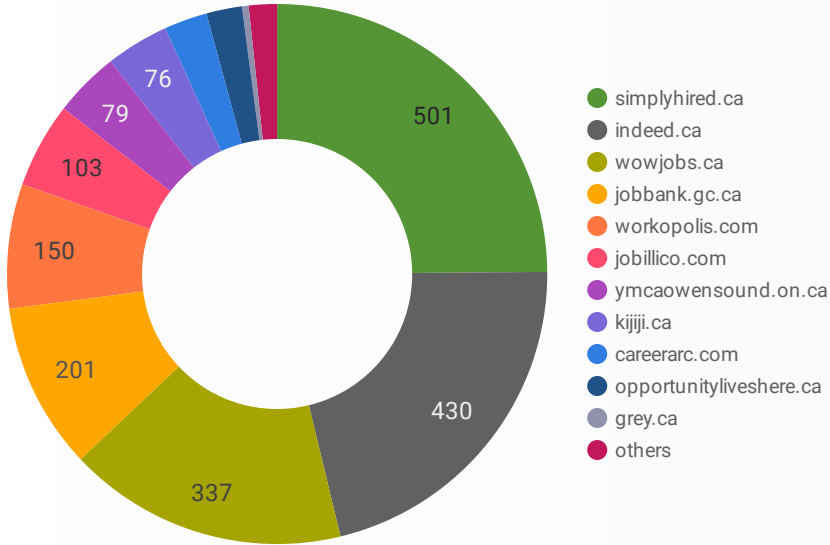
What jobs are hard to fill and/or in-demand?

	2 DIGIT NOC	2 DIGIT NOC NAME	SKILL LEVEL	POSTING COUNT	AVG POSTING LENGTH IN DAYS	MEDIAN POSTING LENGTH IN DAYS
1.	64	Sales representatives and salespersons - wholesale and retail trade	NOC Skill Level C	149	20	16
2.	75	Transport and heavy equipment operation and related maintenance occupations	NOC Skill Level C	116	24	16
3.	65	Service representatives and other customer and personal services occupations	NOC Skill Level C	111	22	20
4.	44	Care providers and educational, legal and public protection support occupations	NOC Skill Level C	99	21	16
5.	72	Industrial, electrical and construction trades	NOC Skill Level B	80	23	16
6.	12	Administrative and financial supervisors and administrative occupations	NOC Skill Level B	72	16	16
7.	67	Service support and other service occupations, n.e.c.	NOC Skill Level D	69	20	15
8.	32	Technical occupations in health	NOC Skill Level B	62	26	18
9.	63	Service supervisors and specialized service occupations	NOC Skill Level B	59	23	23
10.	31	Professional occupations in health (except nursing)	NOC Skill Level A	48	22	16
11.	84	Workers in natural resources, agriculture and related production	NOC Skill Level C	46	29	28

1 - 44 / 44 < >

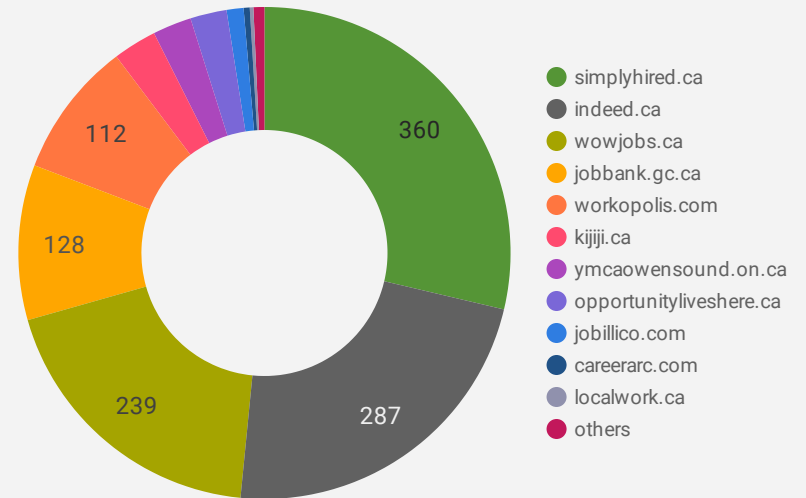
JOB POSTINGS BY JOB BOARD

What share of unique job postings appear on each job board?



COMPANIES BY JOB BOARD

What share of unique job postings appear on each job board?



JOB POSTING DETAILS BY JOB BOARD

How does job posting activity differ by job board?

	JOB BOARD	POSTING COUNT	POSTING DAYS	POSTING DAYS	COMPANY
1.	simplyhired.ca	501	28	29	360
2.	indeed.ca	430	27	31	287
3.	wowjobs.ca	337	31	30	239
4.	jobbank.gc.ca	201	28	30	128
5.	workopolis.com	150	16	16	112
6.	jobillico.com	103	15	9	14
7.	ymcaowensound.on.ca	79	28	16	32
8.	kijiji.ca	76	15	15	36
9.	careerarc.com	52	31	22	5
10.	opportunityliveshere.ca	43	38	31	30
11.	grey.ca	8	17	17	1
12.	localwork.ca	8	11	8	3
13.	nuclearcareers.ca	7	36	27	1
14.	huroncounty.ca	7			1
15.	stratford.ca	4	27	27	1
16.	hanover.ca	3	17	17	1
17.	careers.northperth.ca	2			1
18.	canadianexecutivesearch.com	1	45	45	1