

JOB DEMAND REPORT

MAY 2020

Job posting data collected by the Connect2Jobs.ca from job boards and employer websites who recruit candidates in Bruce, Grey, Perth and Huron counties.

HIGHLIGHTS

JOB POSTINGS BY THE NUMBERS

TOTAL ACTIVE	NEW THIS MONTH	COMPANIES	JOB BOARDS
2,271	874	1,013	18

OF DAYS POSTED

AVERAGE	MEDIAN
44	32

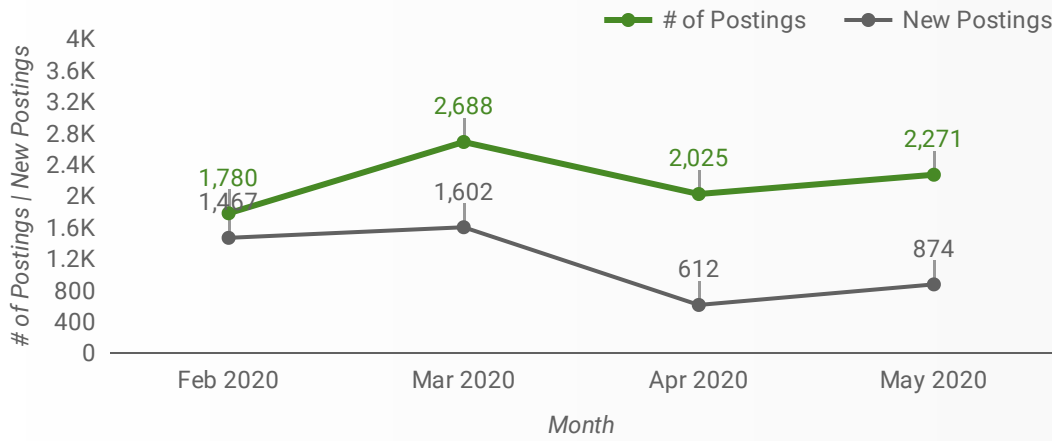
REPORT BUILDER

The default filter selection below will show all job demand data for the month. You can use the filters to create a customized report for the purpose of understanding a subset of the data.

MUNICIPALITY	JOB TYPE	JOB DURATION
JOB BOARD	ADDITIONAL LANGUA...	QUICK FIND
SKILL LEVEL		
SKILL TYPE NAME / 1-DIGIT NATIONAL OCCUPATIONAL CLASSIFICATION CODE		
MAJOR GROUP / 2-DIGIT NATIONAL OCCUPATIONAL CLASSIFICATION CODE		
MINOR GROUP / 3-DIGIT NATIONAL OCCUPATIONAL CLASSIFICATION CODE		
UNIT GROUP / 4-DIGIT NATIONAL OCCUPATIONAL CLASSIFICATION CODE		
COMPANY OR EMPLOYMENT AGENCY		

JOB POSTINGS BY MONTH

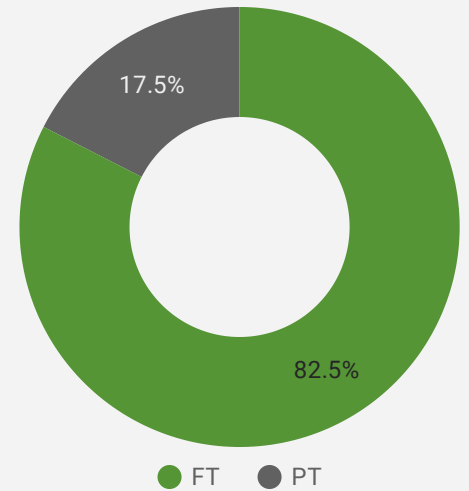
How many job postings were active for at least 1 day this month?



NOTE: This graph cannot be filtered using the controls on the cover page

JOB TYPE

Full-time vs Part-time



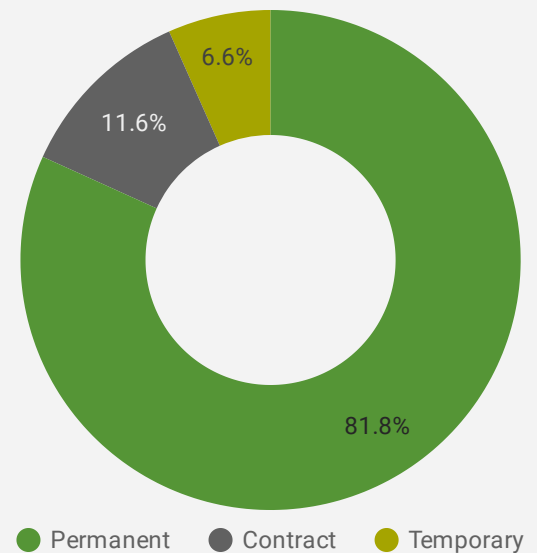
JOB POSTINGS BY REGION

Where are job opportunities being offered?

	MUNICIPALITY	POSTING COUNT	AVG POSTING LENGTH IN DAYS	MEDIAN POSTING LENGTH IN DAYS
1.	Grey County	785	40	30
2.	Perth County	571	40	31
3.	Bruce County	471	53	51.5
4.	Huron County	412	47	44.5

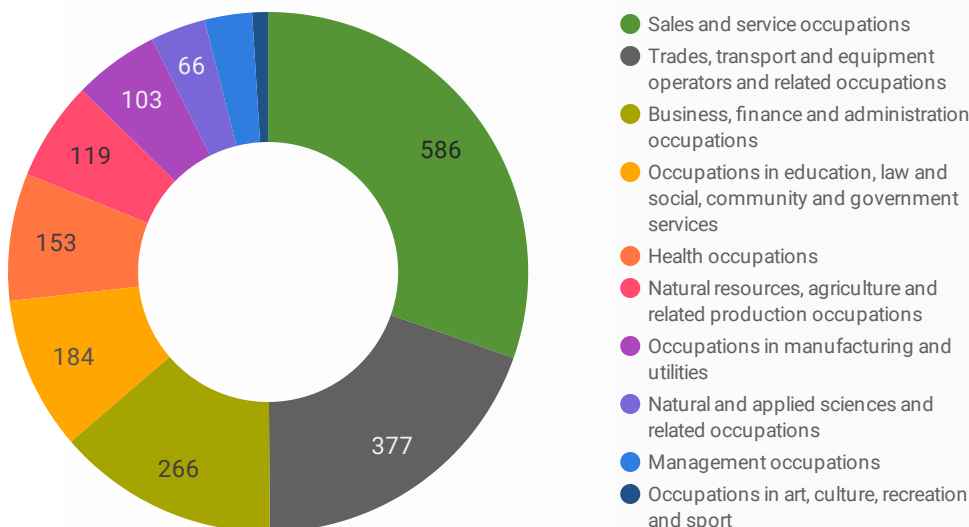
JOB DURATION

Permanency of jobs posted



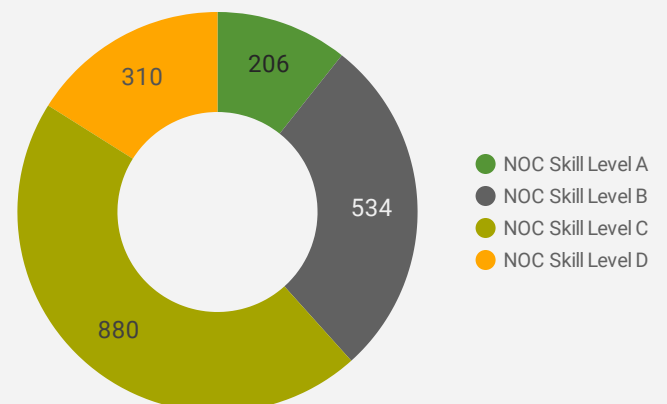
JOB POSTINGS BY SKILL TYPE

What skill type is being recruited?



JOB POSTINGS BY SKILL LEVEL

What education do occupations typically require?



Skill Level A = Usually University education | Skill Level B = Usually College education or Apprenticeship training | Skill Level C = Usually Secondary education or occupation-specific training | Skill Level D = Usually on-the-job training

TOP OCCUPATIONS

What kind of jobs are in-demand?

	4 DIGIT NOC NAME	POSTINGS ▾
1.	Retail salespersons	185
2.	Home support workers, housekeepers and related occupations	131
3.	Other customer and information services representatives	77
4.	Material handlers	70
5.	General farm workers	62
6.	Cooks	58
7.	Transport truck drivers	58
8.	Light duty cleaners	48
9.	Landscaping and grounds maintenance labourers	47
10.	Administrative assistants	45
11.	Delivery and courier service drivers	44
12.	Construction trades helpers and labourers	39
13.	Cashiers	38
14.	General practitioners and family physicians	38
15.	Carpenters	34
16.	Food and beverage servers	34
17.	Security guards and related security service occupations	31
18.	Administrative officers	26
19.	Food counter attendants, kitchen helpers and related support occupations	25
20.	General office support workers	24
21.	Store shelf stockers, clerks and order fillers	24
22.	Other medical technologists and technicians (except dental health)	23
23.	Labourers in food and beverage processing	23
24.	Retail and wholesale buyers	23
25.	Other labourers in processing, manufacturing and utilities	21
26.	Licensed practical nurses	21
27.	Retail and wholesale trade managers	20
28.	Bus drivers, subway operators and other transit operators	20
29.	Elementary and secondary school teacher assistants	19
30.	Receptionists	19

TOP EMPLOYERS/AGENCIES

Who is hiring?

	COMPANY	POSTINGS ▾
1.	We Check	42
2.	MacKinnon, Bennett & Company Inc.	36
3.	Aecon Group	22
4.	Walmart Canada	21
5.	Tri-County Mennonite Homes	20
6.	Agency Employment Services	19
7.	LISTOWEL WINGHAM HOSPITALS ALLIANCE	18
8.	Blue Mountains/Collingwood	17
9.	Extendicare	16
10.	Dollarama	15
11.	Closing the Gap Healthcare	14
12.	A&W - Hanover Mount Forest Owen Sound Listowel Exeter	14
13.	CarePartners	13
14.	Compass Minerals	12
15.	LCBO	12
16.	Loblaw Companies Limited	11
17.	RONA inc.	11
18.	UPS - Owen Sound	11
19.	Revera Inc.	11
20.	AECOM	11
21.	Hensall Co-op	11
22.	First Student Canada	11
23.	Bruce-Grey Catholic District School Board	10
24.	Cascades	10
25.	Sun Communities, Inc.	10
26.	Scotiabank	10
27.	McDonald's Restaurants	10

OCCUPATIONS BY FREQUENCY & LENGTH OF JOB POSTINGS

What jobs are hard to fill and/or in-demand?

	4 DIGIT NOC	4 DIGIT NOC NAME	SKILL LEVEL	POSTING COUNT	AVG POSTING LENGTH IN DAYS	MEDIAN POSTING LENGTH IN DAYS
1.	6421	Retail salespersons	NOC Skill Level C	156	38	30
2.	4412	Home support workers, housekeepers and related occupations	NOC Skill Level C	121	31	26.5
3.	6552	Other customer and information services representatives	NOC Skill Level C	68	37	23
4.	7452	Material handlers	NOC Skill Level C	58	23	14
5.	8431	General farm workers	NOC Skill Level C	51	37	20.5
6.	7511	Transport truck drivers	NOC Skill Level C	49	45	38
7.	6322	Cooks	NOC Skill Level B	41	49	42
8.	6731	Light duty cleaners	NOC Skill Level D	40	46	42
9.	8612	Landscaping and grounds maintenance labourers	NOC Skill Level D	39	45	23
10.	7514	Delivery and courier service drivers	NOC Skill Level C	39	35	25.5
11.	7611	Construction trades helpers and labourers	NOC Skill Level D	37	26	19
12.	1241	Administrative assistants	NOC Skill Level B	37	55	63
13.	6611	Cashiers	NOC Skill Level D	36	27	20.5
14.	3112	General practitioners and family physicians	NOC Skill Level A	31	49	50
15.	6541	Security guards and related security service occupations	NOC Skill Level C	29	34	32
16.	7271	Carpenters	NOC Skill Level B	26	47	32
17.	6513	Food and beverage servers	NOC Skill Level C	26	51	59.5
18.	6711	Food counter attendants, kitchen helpers and related support occupations	NOC Skill Level D	24	39	40.5
19.	6622	Store shelf stockers, clerks and order fillers	NOC Skill Level D	23	22	16
20.	6222	Retail and wholesale buyers	NOC Skill Level B	23	27	16.5
21.	9617	Labourers in food and beverage processing	NOC Skill Level D	23	18	15.5
22.	9619	Other labourers in processing, manufacturing and utilities	NOC Skill Level D	21	18	15.5
23.	3219	Other medical technologists and technicians (except dental health)	NOC Skill Level B	21	31	25
24.	1221	Administrative officers	NOC Skill Level B	21	30	23
25.	1411	General office support workers	NOC Skill Level C	20	43	39
26.	3233	Licensed practical nurses	NOC Skill Level B	20	26	23
27.	4212	Social and community service workers	NOC Skill Level B	18	21	14
28.	7512	Bus drivers, subway operators and other transit operators	NOC Skill Level C	18	46	31
29.	1521	Shippers and receivers	NOC Skill Level C	15	40	16

JOB POSTINGS BY 3-DIGIT NATIONAL OCCUPATION CLASSIFICATION

What jobs are hard to fill and/or in-demand?

	3 DIGIT NOC	3 DIGIT NOC NAME	SKILL LEVEL	POSTING COUNT	AVG POSTING LENGTH IN DAYS	MEDIAN POSTING LENGTH IN DAYS
1.	642	Retail salespersons	NOC Skill Level C	156	38	30
2.	441	Home care providers and educational support occupations	NOC Skill Level C	134	37	29
3.	751	Motor vehicle and transit drivers	NOC Skill Level C	107	42	31
4.	655	Customer and information services representatives	NOC Skill Level C	72	36	23
5.	673	Cleaners	NOC Skill Level D	61	48	42.5
6.	745	Longshore workers and material handlers	NOC Skill Level C	58	23	14
7.	961	Labourers in processing, manufacturing and utilities	NOC Skill Level D	54	17	15
8.	843	Agriculture and horticulture workers	NOC Skill Level C	52	38	22
9.	122	Administrative and regulatory occupations	NOC Skill Level B	49	35	25
10.	632	Chefs and cooks	NOC Skill Level B	45	48	38.5
11.	861	Harvesting, landscaping and natural resources labourers	NOC Skill Level D	44	44	23
12.	124	Office administrative assistants - general legal and medical	NOC Skill Level B	41	54	59.5

1 - 50 / 115 < >

JOB POSTINGS BY 2-DIGIT NATIONAL OCCUPATION CLASSIFICATION

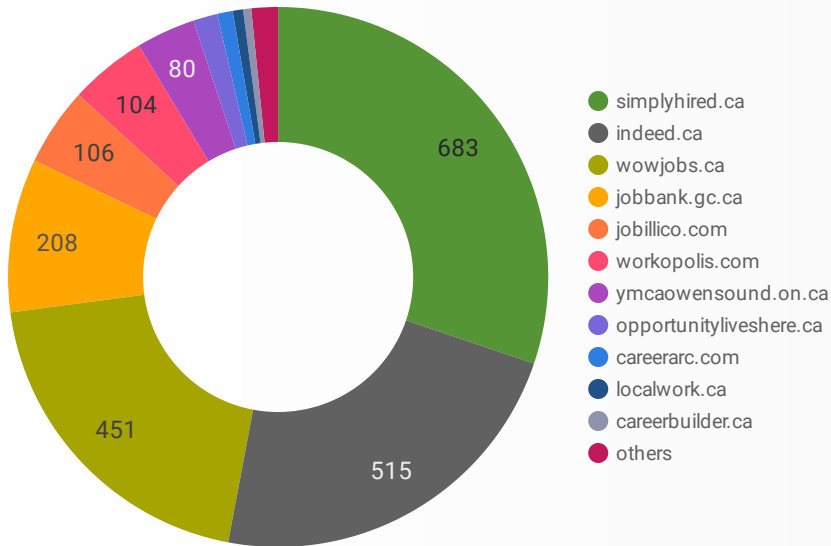
What jobs are hard to fill and/or in-demand?

	2 DIGIT NOC	2 DIGIT NOC NAME	SKILL LEVEL	POSTING COUNT	AVG POSTING LENGTH IN DAYS	MEDIAN POSTING LENGTH IN DAYS
1.	64	Sales representatives and salespersons - wholesale and retail trade	NOC Skill Level C	158	38	30
2.	65	Service representatives and other customer and personal services occupations	NOC Skill Level C	145	39	24.5
3.	75	Transport and heavy equipment operation and related maintenance occupations	NOC Skill Level C	136	43	32
4.	44	Care providers and educational, legal and public protection support occupations	NOC Skill Level C	135	37	29
5.	12	Administrative and financial supervisors and administrative occupations	NOC Skill Level B	106	43	32
6.	72	Industrial, electrical and construction trades	NOC Skill Level B	103	38	29
7.	67	Service support and other service occupations, n.e.c.	NOC Skill Level D	92	46	42
8.	63	Service supervisors and specialized service occupations	NOC Skill Level B	75	40	24
9.	74	Other installers, repairers and servicers and material handlers	NOC Skill Level C	69	23	16
10.	66	Sales support occupations	NOC Skill Level D	67	24	17
11.	32	Technical occupations in health	NOC Skill Level B	61	37	26

1 - 43 / 43 < >

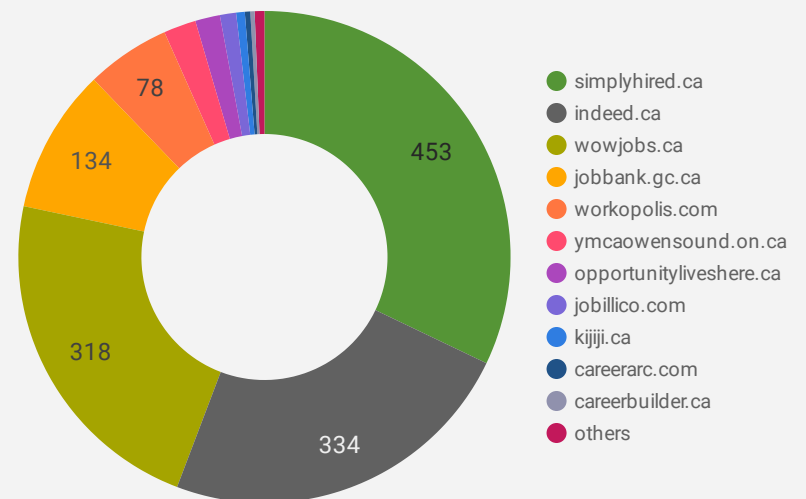
JOB POSTINGS BY JOB BOARD

What share of unique job postings appear on each job board?



COMPANIES BY JOB BOARD

What share of unique job postings appear on each job board?



JOB POSTING DETAILS BY JOB BOARD

How does job posting activity differ by job board?

	JOB BOARD	POSTING COUNT	POSTING DAYS	POSTING DAYS	COMPANY
1.	simplyhired.ca	683	59	65	453
2.	indeed.ca	515	20	11	334
3.	wowjobs.ca	451	57	64	318
4.	jobbank.gc.ca	208	32	23	134
5.	jobillico.com	106	17	10	15
6.	workopolis.com	104	16	16	78
7.	ymcaowensound.on.ca	80	35	22.5	30
8.	opportunityliveshere.ca	33	38	31	23
9.	careerarc.com	21	47	39	5
10.	localwork.ca	14	21	26	3
11.	careerbuilder.ca	11	21	19.5	4
12.	grey.ca	10	13	14	1
13.	huroncounty.ca	9			1
14.	kijiji.ca	8			8
15.	nuclearcareers.ca	4	34	22	1
16.	stratford.ca	2			1
17.	careers.northperth.ca	2			1
18.	canadianexecutivesearch.com	1	9	9	1