

JOB DEMAND REPORT

JUNE 2020

Job posting data collected by the Connect2Jobs.ca from job boards and employer websites who recruit candidates in Bruce, Grey, Perth and Huron counties.

HIGHLIGHTS

JOB POSTINGS BY THE NUMBERS

TOTAL ACTIVE	NEW THIS MONTH	COMPANIES	JOB BOARDS
2,178	1,438	966	22

OF DAYS POSTED

AVERAGE	MEDIAN
19	15

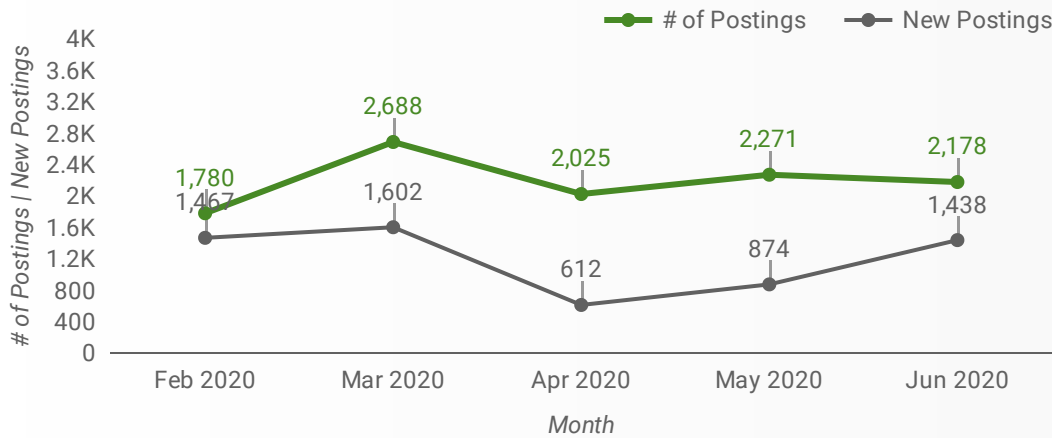
REPORT BUILDER

The default filter selection below will show all job demand data for the month. You can use the filters to create a customized report for the purpose of understanding a subset of the data.

MUNICIPALITY	JOB TYPE	JOB DURATION
JOB BOARD	ADDITIONAL LANGUA...	QUICK FIND
SKILL LEVEL		
SKILL TYPE NAME / 1-DIGIT NATIONAL OCCUPATIONAL CLASSIFICATION CODE		
MAJOR GROUP / 2-DIGIT NATIONAL OCCUPATIONAL CLASSIFICATION CODE		
MINOR GROUP / 3-DIGIT NATIONAL OCCUPATIONAL CLASSIFICATION CODE		
UNIT GROUP / 4-DIGIT NATIONAL OCCUPATIONAL CLASSIFICATION CODE		
COMPANY OR EMPLOYMENT AGENCY		

JOB POSTINGS BY MONTH

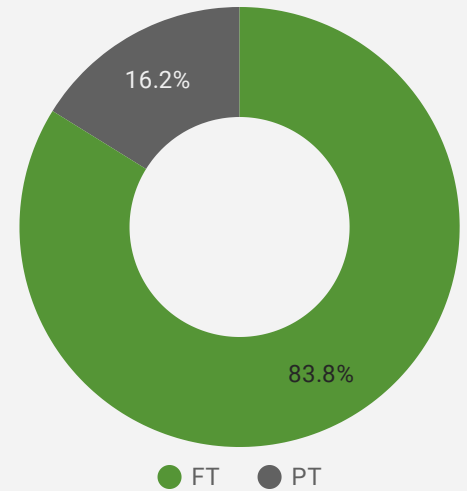
How many job postings were active for at least 1 day this month?



NOTE: This graph cannot be filtered using the controls on the cover page

JOB TYPE

Full-time vs Part-time



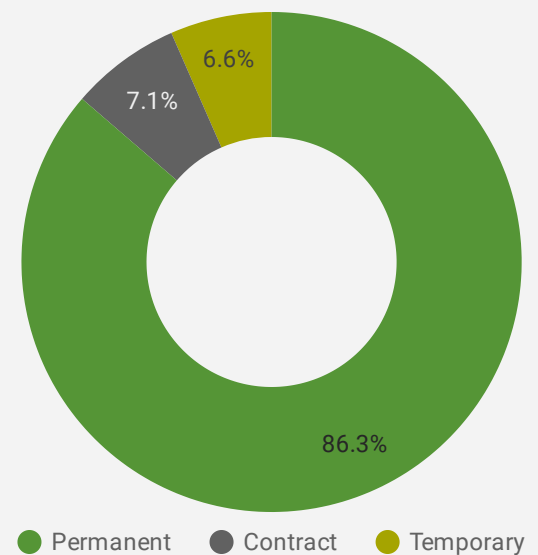
JOB POSTINGS BY REGION

Where are job opportunities being offered?

	MUNICIPALITY	POSTING COUNT	AVG POSTING LENGTH IN DAYS	MEDIAN POSTING LENGTH IN DAYS
1.	Grey County	774	19	15
2.	Perth County	640	19	15
3.	Bruce County	391	21	15
4.	Huron County	334	19	15

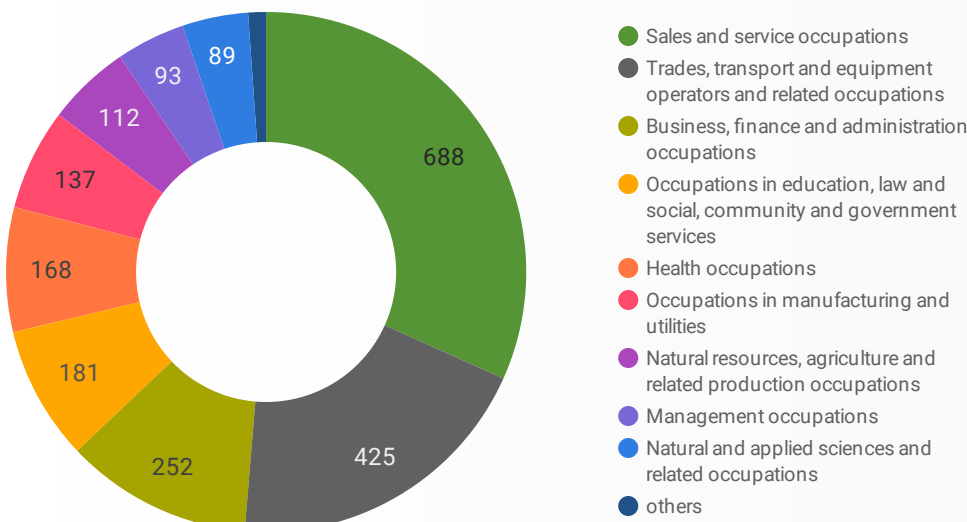
JOB DURATION

Permanency of jobs posted



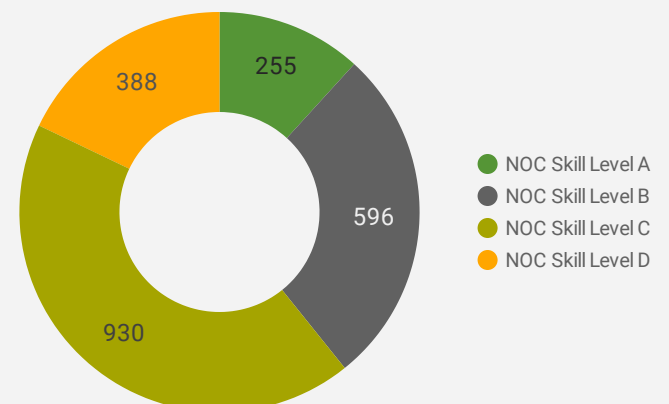
JOB POSTINGS BY SKILL TYPE

What skill type is being recruited?



JOB POSTINGS BY SKILL LEVEL

What education do occupations typically require?



Skill Level A = Usually University education | Skill Level B = Usually College education or Apprenticeship training | Skill Level C = Usually Secondary education or occupation-specific training | Skill Level D = Usually on-the-job training

TOP OCCUPATIONS

What kind of jobs are in-demand?

	4 DIGIT NOC NAME	POSTINGS
1.	Retail salespersons	184
2.	Home support workers, housekeepers and related occupations	114
3.	Material handlers	76
4.	Cooks	61
5.	Light duty cleaners	61
6.	Other customer and information services representatives	52
7.	General farm workers	51
8.	Construction trades helpers and labourers	49
9.	Food counter attendants, kitchen helpers and related support occupations	47
10.	Delivery and courier service drivers	42
11.	Transport truck drivers	42
12.	Landscaping and grounds maintenance labourers	40
13.	Food and beverage servers	38
14.	Administrative assistants	37
15.	Retail and wholesale trade managers	35
16.	Carpenters	33
17.	Cashiers	31
18.	Couriers, messengers and door-to-door distributors	30
19.	Licensed practical nurses	27
20.	General practitioners and family physicians	26
21.	Social and community service workers	25
22.	Registered nurses and registered psychiatric nurses	24
23.	Labourers in food and beverage processing	23
24.	Security guards and related security service occupations	22
25.	Labourers in rubber and plastic products manufacturing	20
26.	Other labourers in processing, manufacturing and utilities	19
27.	Operators and attendants in amusement, recreation and sport	19
28.	Other medical technologists and technicians (except dental health)	19
29.	Food service supervisors	19
30.	Printers and document controllers (except internet document)	17

TOP EMPLOYERS/AGENCIES

Who is hiring?

	COMPANY	POSTINGS
1.	Kijiji.ca	54
2.	We Check	51
3.	YMCA of Owen Sound Grey Bruce Job Board	31
4.	CarePartners	30
5.	Dollarama	25
6.	LISTOWEL WINGHAM HOSPITALS ALLIANCE	25
7.	VON Canada	23
8.	Walmart Canada	21
9.	Boshart Industries Inc.	18
10.	County of Grey	16
11.	Agency Employment Services	16
12.	Purolator	15
13.	Extendicare	15
14.	UPS - Owen Sound	15
15.	Amazon	14
16.	Godfathers Pizza - Tri Group Management	14
17.	Electrical Contacts Ltd	13
18.	HURON PERTH HEALTHCARE ALLIANCE	13
19.	South Bruce Grey Health Centre	13
20.	McDonald's Restaurants	12
21.	A&W - Hanover Mount Forest Owen Sound Listowel Exeter	11
22.	The Agency	11
23.	Grey Bruce Health Services	11
24.	County of Huron	11
25.	First Student Canada	10
26.	Canada Post - Postes Canada	10
27.	UPS inc.	9

OCCUPATIONS BY FREQUENCY & LENGTH OF JOB POSTINGS

What jobs are hard to fill and/or in-demand?

	4 DIGIT NOC	4 DIGIT NOC NAME	SKILL LEVEL	POSTING COUNT	AVG POSTING LENGTH IN DAYS	MEDIAN POSTING LENGTH IN DAYS
1.	6421	Retail salespersons	NOC Skill Level C	184	17	12.5
2.	4412	Home support workers, housekeepers and related occupations	NOC Skill Level C	114	18	15
3.	7452	Material handlers	NOC Skill Level C	76	16	12
4.	6731	Light duty cleaners	NOC Skill Level D	61	18	15
5.	6322	Cooks	NOC Skill Level B	61	16	12.5
6.	6552	Other customer and information services representatives	NOC Skill Level C	52	17	16
7.	8431	General farm workers	NOC Skill Level C	51	30	16
8.	7611	Construction trades helpers and labourers	NOC Skill Level D	49	19	16
9.	6711	Food counter attendants, kitchen helpers and related support occupations	NOC Skill Level D	47	24	16
10.	7514	Delivery and courier service drivers	NOC Skill Level C	42	16	15
11.	7511	Transport truck drivers	NOC Skill Level C	42	19	15
12.	8612	Landscaping and grounds maintenance labourers	NOC Skill Level D	40	26	15
13.	6513	Food and beverage servers	NOC Skill Level C	38	20	16
14.	1241	Administrative assistants	NOC Skill Level B	37	13	11
15.	621	Retail and wholesale trade managers	NOC Skill Level A	35	13	11
16.	7271	Carpenters	NOC Skill Level B	33	24	22
17.	6611	Cashiers	NOC Skill Level D	31	18	15
18.	1513	Couriers, messengers and door-to-door distributors	NOC Skill Level C	30	22	19.5
19.	3233	Licensed practical nurses	NOC Skill Level B	27	35	26
20.	3112	General practitioners and family physicians	NOC Skill Level A	26	19	15
21.	4212	Social and community service workers	NOC Skill Level B	25	16	13
22.	3012	Registered nurses and registered psychiatric nurses	NOC Skill Level A	24	31	17
23.	9617	Labourers in food and beverage processing	NOC Skill Level D	23	21	12.5
24.	6541	Security guards and related security service occupations	NOC Skill Level C	22	17	13
25.	9615	Labourers in rubber and plastic products manufacturing	NOC Skill Level D	20	19	11
26.	6722	Operators and attendants in amusement, recreation and sport	NOC Skill Level D	19	31	11
27.	6311	Food service supervisors	NOC Skill Level B	19	17	16
28.	9619	Other labourers in processing, manufacturing and utilities	NOC Skill Level D	19	20	15
29.	3219	Other medical technologists and technicians (except dental health)	NOC Skill Level B	19	18	16

JOB POSTINGS BY 3-DIGIT NATIONAL OCCUPATION CLASSIFICATION

What jobs are hard to fill and/or in-demand?

	3 DIGIT NOC	3 DIGIT NOC NAME	SKILL LEVEL	POSTING COUNT	AVG POSTING LENGTH IN DAYS	MEDIAN POSTING LENGTH IN DAYS
1.	642	Retail salespersons	NOC Skill Level C	184	17	12.5
2.	441	Home care providers and educational support occupations	NOC Skill Level C	122	19	15
3.	751	Motor vehicle and transit drivers	NOC Skill Level C	106	18	15
4.	673	Cleaners	NOC Skill Level D	87	17	15
5.	632	Chefs and cooks	NOC Skill Level B	77	16	11.5
6.	745	Longshore workers and material handlers	NOC Skill Level C	76	16	12
7.	961	Labourers in processing, manufacturing and utilities	NOC Skill Level D	74	20	15
8.	655	Customer and information services representatives	NOC Skill Level C	54	17	16
9.	761	Trades helpers and labourers	NOC Skill Level D	53	18	16
10.	843	Agriculture and horticulture workers	NOC Skill Level C	51	30	16
11.	651	Occupations in food and beverage service	NOC Skill Level C	50	19	15.5
12.	671	Food counter attendants, kitchen helpers and related support	NOC Skill Level D	47	24	16

1 - 50 / 114 < >

JOB POSTINGS BY 2-DIGIT NATIONAL OCCUPATION CLASSIFICATION

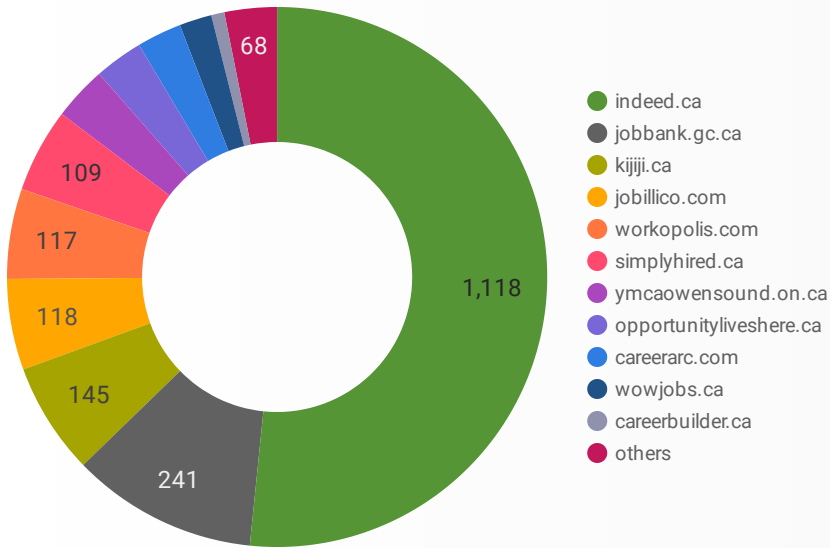
What jobs are hard to fill and/or in-demand?

	2 DIGIT NOC	2 DIGIT NOC NAME	SKILL LEVEL	POSTING COUNT	AVG POSTING LENGTH IN DAYS	MEDIAN POSTING LENGTH IN DAYS
1.	64	Sales representatives and salespersons - wholesale and retail trade	NOC Skill Level C	186	17	12.5
2.	67	Service support and other service occupations, n.e.c.	NOC Skill Level D	156	22	15
3.	65	Service representatives and other customer and personal services occupations	NOC Skill Level C	139	17	15
4.	72	Industrial, electrical and construction trades	NOC Skill Level B	132	21	16
5.	44	Care providers and educational, legal and public protection support occupations	NOC Skill Level C	126	19	15
6.	75	Transport and heavy equipment operation and related maintenance occupations	NOC Skill Level C	121	18	15
7.	63	Service supervisors and specialized service occupations	NOC Skill Level B	113	18	14.5
8.	74	Other installers, repairers and servicers and material handlers	NOC Skill Level C	90	16	13.5
9.	96	Labourers in processing, manufacturing and utilities	NOC Skill Level D	74	20	15
10.	12	Administrative and financial supervisors and administrative occupations	NOC Skill Level B	73	14	11
11.	14	Office support occupations	NOC Skill Level C	68	15	12.5

1 - 43 / 43 < >

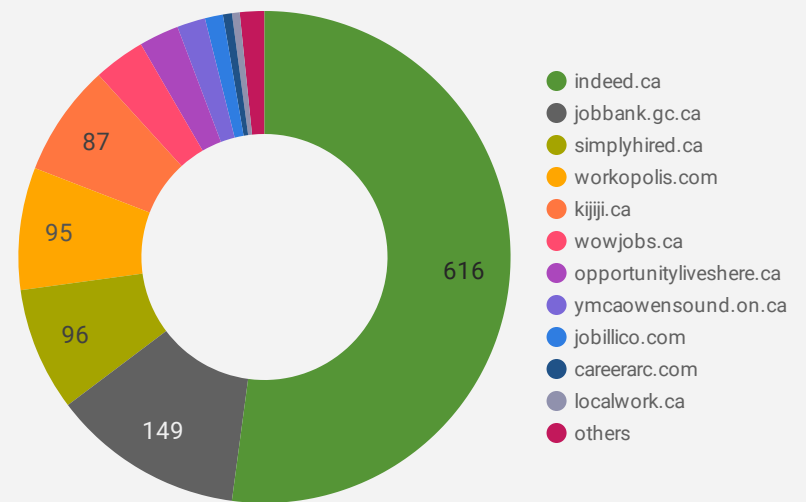
JOB POSTINGS BY JOB BOARD

What share of unique job postings appear on each job board?



COMPANIES BY JOB BOARD

What share of unique job postings appear on each job board?



JOB POSTING DETAILS BY JOB BOARD

How does job posting activity differ by job board?

	JOB BOARD	POSTING COUNT	POSTING DAYS	POSTING DAYS	COMPANY
1.	indeed.ca	1,118	15	11	616
2.	jobbank.gc.ca	241	29	18	149
3.	kijiji.ca	145	15	15	87
4.	jobillico.com	118	15	11	14
5.	workopolis.com	117	16	16	95
6.	simplyhired.ca	109	35	37	96
7.	ymcaowensound.on.ca	70	29	17.5	22
8.	opportunityliveshere.ca	63	26	30	31
9.	careerarc.com	58	22	11	7
10.	wowjobs.ca	42	22	21	40
11.	careerbuilder.ca	17	25	31	5
12.	grey.ca	15	16	15.5	1
13.	localwork.ca	15	8	8	6
14.	huroncounty.ca	11	66	68	1
15.	town.southbruce.on.ca	8	16	16	5
16.	nuclearcareers.ca	6	6	5	1
17.	owensound.ca	5	1	1	1
18.	careers.northperth.ca	3	11	11	1