

JOB DEMAND REPORT

JULY 2020

Job posting data collected by the Connect2Jobs.ca from job boards and employer websites who recruit candidates in Bruce, Grey, Perth and Huron counties.

HIGHLIGHTS

JOB POSTINGS BY THE NUMBERS

TOTAL ACTIVE	NEW THIS MONTH	COMPANIES	JOB BOARDS
2,714	1,573	1,157	19

OF DAYS POSTED

AVERAGE	MEDIAN
20	16

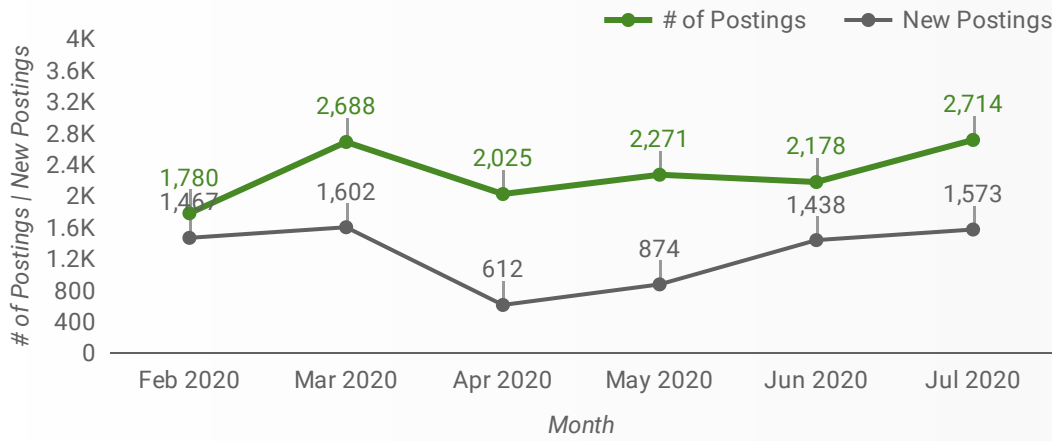
REPORT BUILDER

The default filter selection below will show all job demand data for the month. You can use the filters to create a customized report for the purpose of understanding a subset of the data.

MUNICIPALITY ▾	COUNTY ▾	JOB TYPE ▾
JOB DURATION ▾	ADDITIONAL LANGUA... ▾	QUICK FIND ▾
JOB BOARD ▾	SKILL LEVEL ▾	
SKILL TYPE NAME / 1-DIGIT NATIONAL OCCUPATIONAL CLASSIFICATION CODE ▾		
MAJOR GROUP / 2-DIGIT NATIONAL OCCUPATIONAL CLASSIFICATION CODE ▾		
MINOR GROUP / 3-DIGIT NATIONAL OCCUPATIONAL CLASSIFICATION CODE ▾		
UNIT GROUP / 4-DIGIT NATIONAL OCCUPATIONAL CLASSIFICATION CODE ▾		
COMPANY OR EMPLOYMENT AGENCY ▾		

JOB POSTINGS BY MONTH

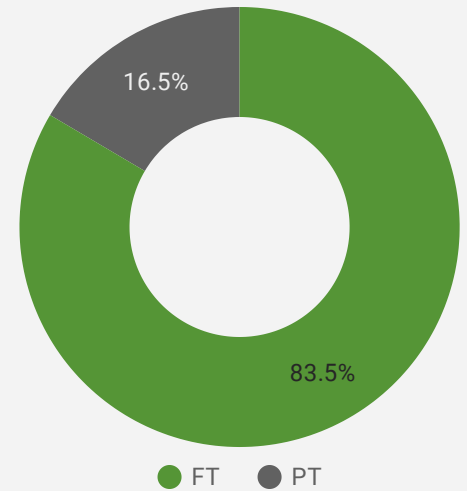
How many job postings were active for at least 1 day this month?



NOTE: This graph cannot be filtered using the controls on the cover page

JOB TYPE

Full-time vs Part-time



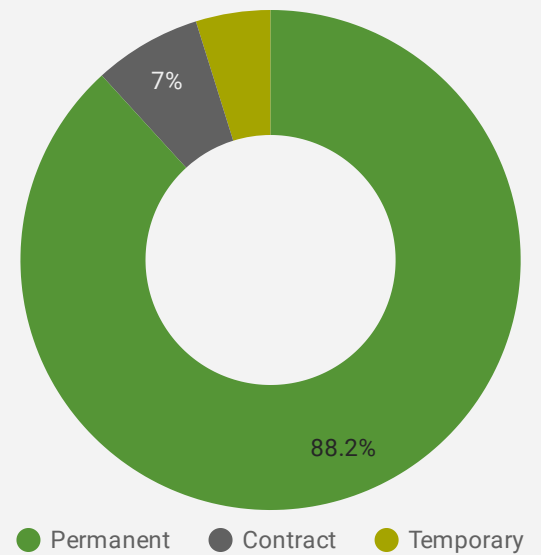
JOB POSTINGS BY REGION

Where are job opportunities being offered?

	MUNICIPALITY	POSTING COUNT	AVG POSTING LENGTH IN DAYS	MEDIAN POSTING LENGTH IN DAYS
1.	City of Owen Sound	530	17	15
2.	City of Stratford	490	21	16
3.	Town of Goderich	174	18	16
4.	Municipality of North Perth	167	23	14
5.	Town of The Blue Mountains	155	16	14
6.	Town of Hanover	142	20	16
7.	Municipality of Kincardine	136	24	15
8.	Town of Saugeen Shores	115	20	16
9.	Municipality of South Huron	90	25	16

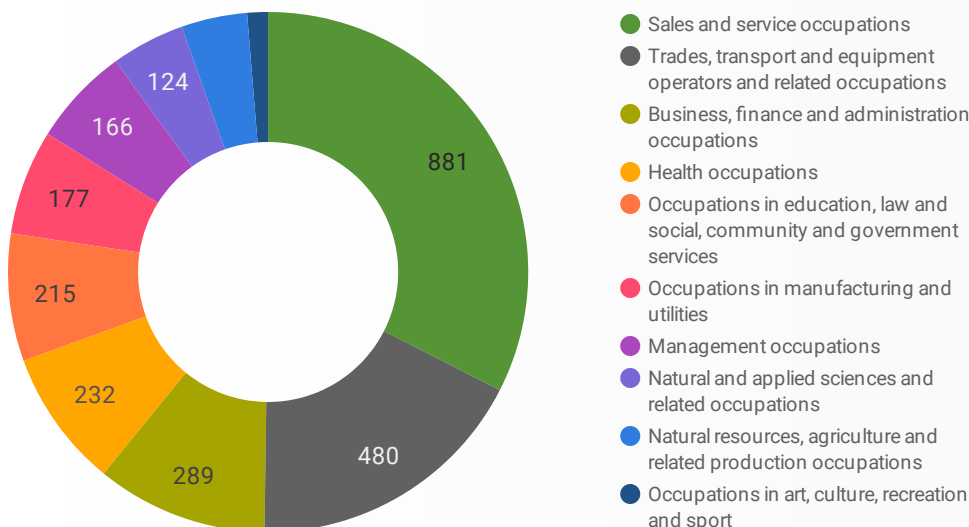
JOB DURATION

Permanency of jobs posted



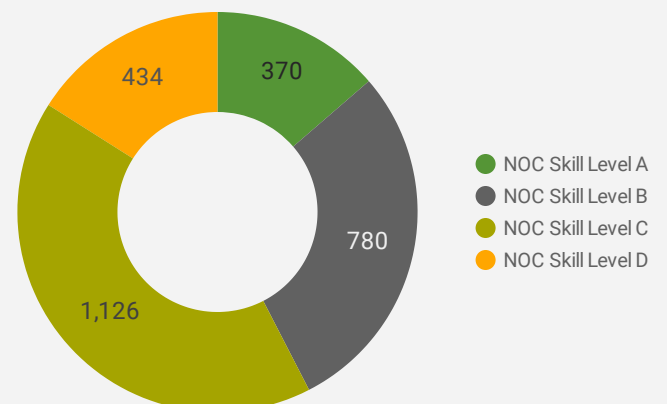
JOB POSTINGS BY SKILL TYPE

What skill type is being recruited?



JOB POSTINGS BY SKILL LEVEL

What education do occupations typically require?



Skill Level A = Usually University education | Skill Level B = Usually College education or Apprenticeship training | Skill Level C = Usually Secondary education or occupation-specific training | Skill Level D = Usually on-the-job training

TOP OCCUPATIONS

What kind of jobs are in-demand?

	4 DIGIT NOC NAME	POSTINGS ▾
1.	Retail salespersons	177
2.	Home support workers, housekeepers and related occupations	140
3.	Cooks	103
4.	Light duty cleaners	86
5.	Other customer and information services representatives	85
6.	Material handlers	83
7.	Food counter attendants, kitchen helpers and related support occupations	61
8.	Retail and wholesale trade managers	61
9.	General farm workers	57
10.	Food and beverage servers	55
11.	Transport truck drivers	51
12.	Carpenters	43
13.	Delivery and courier service drivers	43
14.	Administrative assistants	42
15.	Registered nurses and registered psychiatric nurses	41
16.	Construction trades helpers and labourers	37
17.	Operators and attendants in amusement, recreation and sport	33
18.	Data entry clerks	32
19.	Other labourers in processing, manufacturing and utilities	31
20.	Social and community service workers	29
21.	General practitioners and family physicians	29
22.	Licensed practical nurses	27
23.	Restaurant and food service managers	26
24.	Landscaping and grounds maintenance labourers	26
25.	Cashiers	26
26.	Other assisting occupations in support of health services	25
27.	Labourers in rubber and plastic products manufacturing	24
28.	Plastics processing machine operators	23
29.	Automotive service technicians, truck and bus mechanics and mechanical repairers	23
30.

TOP EMPLOYERS/AGENCIES

Who is hiring?

	COMPANY	POSTINGS ▾
1.	Kijiji.ca	58
2.	Revera Inc.	41
3.	We Check	41
4.	Walmart Canada	35
5.	Canada Post - Postes Canada	27
6.	YMCA of Owen Sound Grey Bruce Job Board	26
7.	Agency Employment Services	26
8.	VON Canada	25
9.	Godfathers Pizza - Tri Group Management	24
10.	Dollarama	23
11.	Boshart Industries Inc.	22
12.	LISTOWEL WINGHAM HOSPITALS ALLIANCE	20
13.	Blue Mountain Resort	20
14.	HURON PERTH HEALTHCARE ALLIANCE	19
15.	Blue Mountains/Collingwood	19
16.	County of Grey	19
17.	Extendicare	19
18.	CarePartners	16
19.	Hinduja Global Solutions	16
20.	Manpower	16
21.	All Equip repair	15
22.	Parrish & Heimbecker, Limited	14
23.	County of Huron	13
24.	Purolator	12
25.	A&W - Hanover Mount Forest Owen Sound Listowel Exeter	12
26.	Loblaw Companies Limited	11
27.	Cleaver Brooks Canada	11

OCCUPATIONS BY FREQUENCY & LENGTH OF JOB POSTINGS

What jobs are hard to fill and/or in-demand?

	4 DIGIT NOC	4 DIGIT NOC NAME	SKILL LEVEL	POSTING COUNT	AVG POSTING LENGTH IN DAYS	MEDIAN POSTING LENGTH IN DAYS
1.	6421	Retail salespersons	NOC Skill Level C	177	18	15
2.	4412	Home support workers, housekeepers and related occupations	NOC Skill Level C	140	22	15
3.	6322	Cooks	NOC Skill Level B	103	20	15
4.	6731	Light duty cleaners	NOC Skill Level D	86	19	15
5.	6552	Other customer and information services representatives	NOC Skill Level C	85	16	8.5
6.	7452	Material handlers	NOC Skill Level C	83	17	15
7.	6711	Food counter attendants, kitchen helpers and related support occupations	NOC Skill Level D	61	25	16
8.	621	Retail and wholesale trade managers	NOC Skill Level A	61	17	16
9.	8431	General farm workers	NOC Skill Level C	57	30	24
10.	6513	Food and beverage servers	NOC Skill Level C	55	23	17
11.	7511	Transport truck drivers	NOC Skill Level C	51	18	15
12.	7271	Carpenters	NOC Skill Level B	43	25	29
13.	7514	Delivery and courier service drivers	NOC Skill Level C	43	15	15
14.	1241	Administrative assistants	NOC Skill Level B	42	13	15
15.	3012	Registered nurses and registered psychiatric nurses	NOC Skill Level A	41	23	15
16.	7611	Construction trades helpers and labourers	NOC Skill Level D	37	25	16
17.	6722	Operators and attendants in amusement, recreation and sport	NOC Skill Level D	33	21	11
18.	1422	Data entry clerks	NOC Skill Level C	32	11	9
19.	9619	Other labourers in processing, manufacturing and utilities	NOC Skill Level D	31	18	16
20.	4212	Social and community service workers	NOC Skill Level B	29	17	14
21.	3112	General practitioners and family physicians	NOC Skill Level A	29	21	15.5
22.	3233	Licensed practical nurses	NOC Skill Level B	27	21	20
23.	631	Restaurant and food service managers	NOC Skill Level A	26	16	16
24.	8612	Landscaping and grounds maintenance labourers	NOC Skill Level D	26	25	15.5
25.	6611	Cashiers	NOC Skill Level D	26	16	16
26.	3414	Other assisting occupations in support of health services	NOC Skill Level C	25	17	16
27.	9615	Labourers in rubber and plastic products manufacturing	NOC Skill Level D	24	24	23
28.	9422	Plastics processing machine operators	NOC Skill Level C	23	18	17
29.	7321	Automotive service technicians, truck and bus mechanics and mechanical repairers	NOC Skill Level B	23	22	22

JOB POSTINGS BY 3-DIGIT NATIONAL OCCUPATION CLASSIFICATION

What jobs are hard to fill and/or in-demand?

	3 DIGIT NOC	3 DIGIT NOC NAME	SKILL LEVEL	POSTING COUNT	AVG POSTING LENGTH IN DAYS	MEDIAN POSTING LENGTH IN DAYS
1.	642	Retail salespersons	NOC Skill Level C	177	18	15
2.	441	Home care providers and educational support occupations	NOC Skill Level C	149	21	15
3.	632	Chefs and cooks	NOC Skill Level B	124	22	16.5
4.	673	Cleaners	NOC Skill Level D	120	17	15
5.	751	Motor vehicle and transit drivers	NOC Skill Level C	116	18	15
6.	655	Customer and information services representatives	NOC Skill Level C	90	16	8.5
7.	961	Labourers in processing, manufacturing and utilities	NOC Skill Level D	83	22	16
8.	745	Longshore workers and material handlers	NOC Skill Level C	83	17	15
9.	651	Occupations in food and beverage service	NOC Skill Level C	72	22	17
10.	062	Retail and wholesale trade managers	NOC Skill Level A	61	17	16
11.	671	Food counter attendants, kitchen helpers and related support occupations	NOC Skill Level D	61	25	16

1 - 50 / 121 < >

JOB POSTINGS BY 2-DIGIT NATIONAL OCCUPATION CLASSIFICATION

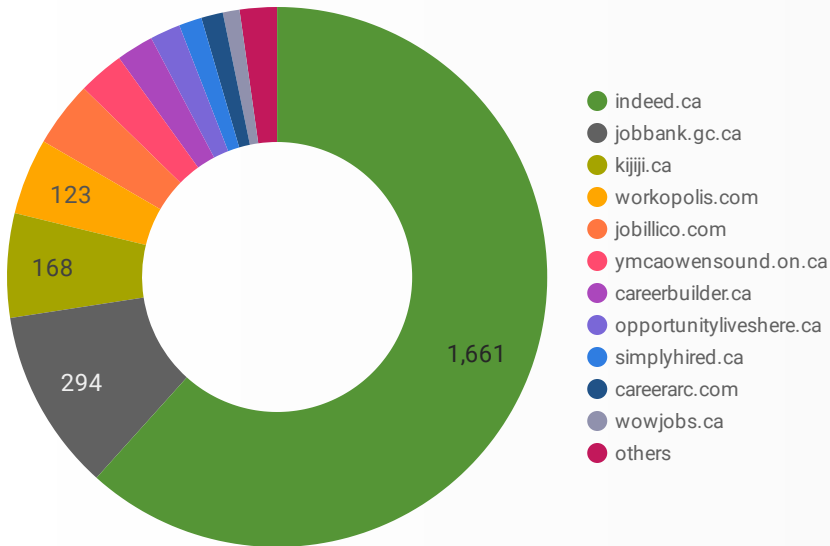
What jobs are hard to fill and/or in-demand?

	2 DIGIT NOC	2 DIGIT NOC NAME	SKILL LEVEL	POSTING COUNT	AVG POSTING LENGTH IN DAYS	MEDIAN POSTING LENGTH IN DAYS
1.	67	Service support and other service occupations, n.e.c.	NOC Skill Level D	226	20	15
2.	65	Service representatives and other customer and personal services occupations	NOC Skill Level C	203	19	15
3.	64	Sales representatives and salespersons - wholesale and retail trade	NOC Skill Level C	179	18	15
4.	63	Service supervisors and specialized service occupations	NOC Skill Level B	168	25	18.5
5.	44	Care providers and educational, legal and public protection support occupations	NOC Skill Level C	150	21	15
6.	72	Industrial, electrical and construction trades	NOC Skill Level B	146	20	15
7.	75	Transport and heavy equipment operation and related maintenance occupations	NOC Skill Level C	146	17	15
8.	74	Other installers, repairers and servicers and material handlers	NOC Skill Level C	101	19	15
9.	06	Middle management occupations in retail and wholesale trade and customer services	NOC Skill Level A	95	17	16
10.	22	Technical occupations related to natural and applied sciences	NOC Skill Level B	92	19	16
11.	14	Office support occupations	NOC Skill Level C	91	15	13

1 - 43 / 43 < >

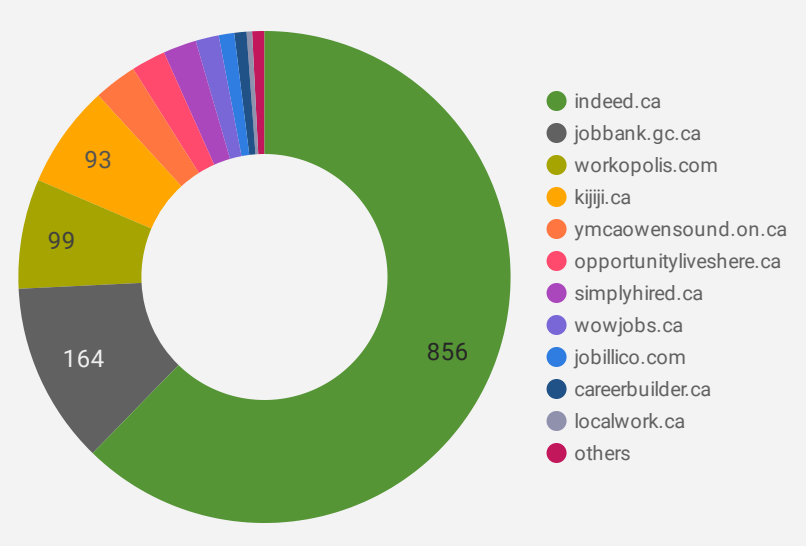
JOB POSTINGS BY JOB BOARD

What share of unique job postings appear on each job board?



COMPANIES BY JOB BOARD

What share of unique job postings appear on each job board?



JOB POSTING DETAILS BY JOB BOARD

How does job posting activity differ by job board?

	JOB BOARD	POSTING COUNT	POSTING DAYS	POSTING DAYS	COMPANY
1.	indeed.ca	1,661	20	16	856
2.	jobbank.gc.ca	294	30	25	164
3.	kijiji.ca	168	15	15	93
4.	workopolis.com	123	16	16	99
5.	jobillico.com	106	14	9	14
6.	ymcaowensound.on.ca	74	29	17	39
7.	careerbuilder.ca	60	13	12	11
8.	opportunityliveshere.ca	49	24	26	31
9.	simplyhired.ca	37	15	16	30
10.	careerarc.com	35	24	25	4
11.	wowjobs.ca	27	18	21	21
12.	grey.ca	17	22	19	1
13.	huroncounty.ca	13	135	135	1
14.	localwork.ca	10	13	8	5
15.	owensound.ca	7	1	1	1
16.	nuclearcareers.ca	5	35	34.5	1
17.	careers.northperth.ca	4	64	64.5	1
18.	canadianexecutivesearch.com	2	15	15	1