

JOB DEMAND REPORT

AUGUST 2020

Job posting data collected by the Connect2Jobs.ca from job boards and employer websites who recruit candidates in Bruce, Grey, Perth and Huron counties.

HIGHLIGHTS

JOB POSTINGS BY THE NUMBERS

TOTAL ACTIVE	NEW THIS MONTH	COMPANIES	JOB BOARDS
2,870	1,558	1,218	20

OF DAYS POSTED

AVERAGE	MEDIAN
21	16

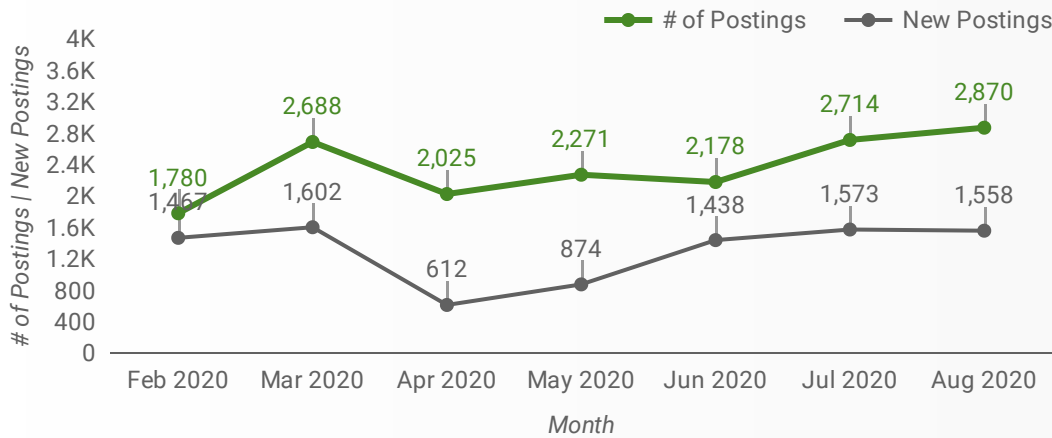
REPORT BUILDER

The default filter selection below will show all job demand data for the month. You can use the filters to create a customized report for the purpose of understanding a subset of the data.

MUNICIPALITY	COUNTY	JOB TYPE
JOB DURATION	ADDITIONAL LANGUA...	QUICK FIND
JOB BOARD	SKILL LEVEL	
SKILL TYPE NAME / 1-DIGIT NATIONAL OCCUPATIONAL CLASSIFICATION CODE		
MAJOR GROUP / 2-DIGIT NATIONAL OCCUPATIONAL CLASSIFICATION CODE		
MINOR GROUP / 3-DIGIT NATIONAL OCCUPATIONAL CLASSIFICATION CODE		
UNIT GROUP / 4-DIGIT NATIONAL OCCUPATIONAL CLASSIFICATION CODE		
COMPANY OR EMPLOYMENT AGENCY		

JOB POSTINGS BY MONTH

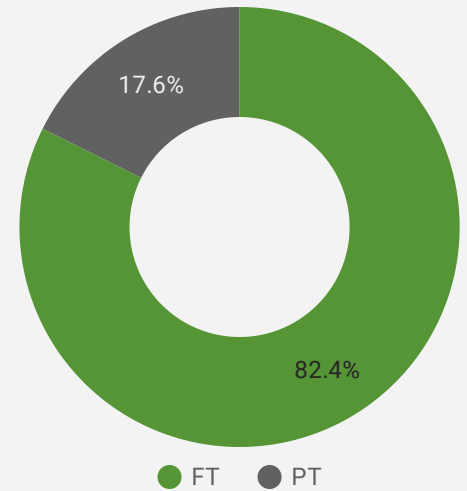
How many job postings were active for at least 1 day this month?



NOTE: This graph cannot be filtered using the controls on the cover page

JOB TYPE

Full-time vs Part-time



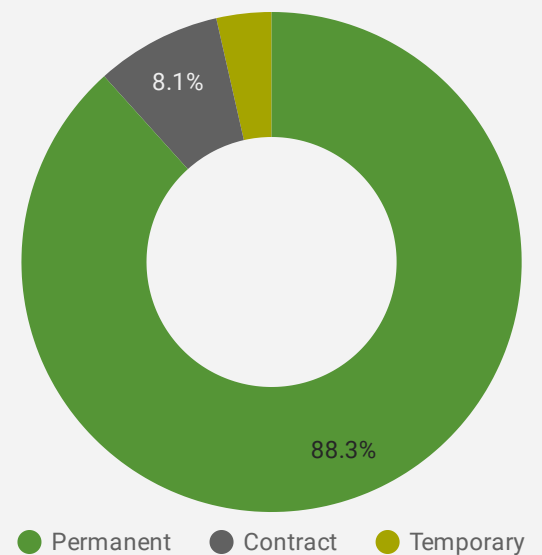
JOB POSTINGS BY REGION

Where are job opportunities being offered?

	MUNICIPALITY	POSTING COUNT	AVG POSTING LENGTH IN DAYS	MEDIAN POSTING LENGTH IN DAYS
1.	City of Stratford	577	20	15
2.	City of Owen Sound	551	20	15
3.	Town of Goderich	169	19	16
4.	Town of Hanover	165	19	15
5.	Municipality of Kincardine	150	29	21
6.	Municipality of North Perth	150	18	13.5
7.	Town of The Blue Mountains	118	21	16
8.	Town of Saugeen Shores	114	23	16
9.	Municipality of Grey	83	22	16

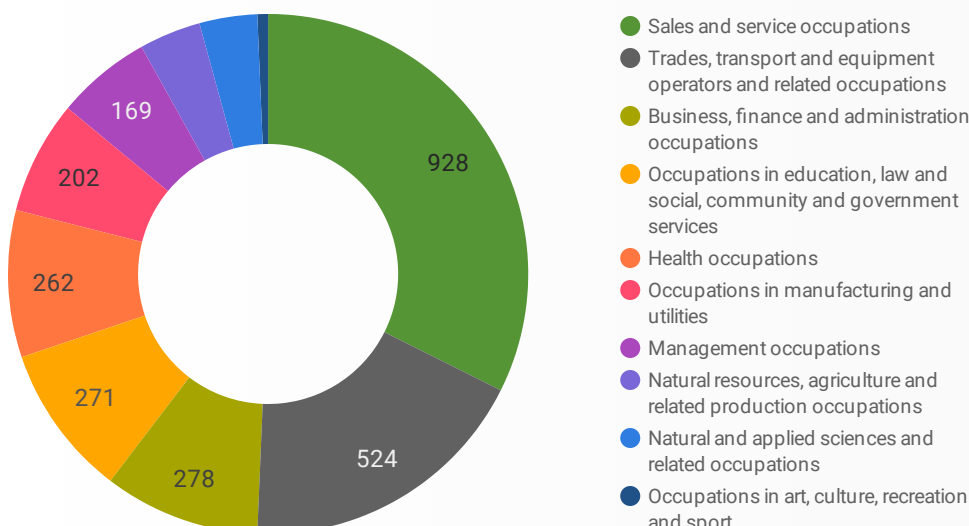
JOB DURATION

Permanency of jobs posted



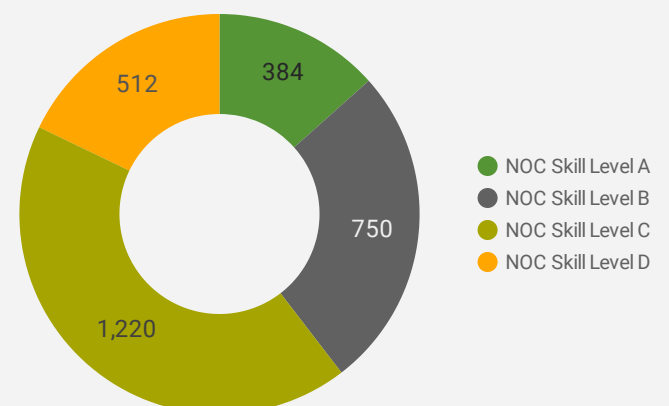
JOB POSTINGS BY SKILL TYPE

What skill type is being recruited?



JOB POSTINGS BY SKILL LEVEL

What education do occupations typically require?



Skill Level A = Usually University education | Skill Level B = Usually College education or Apprenticeship training | Skill Level C = Usually Secondary education or occupation-specific training | Skill Level D = Usually on-the-job training

TOP OCCUPATIONS

What kind of jobs are in-demand?

	4 DIGIT NOC NAME	POSTINGS ▾
1.	Retail salespersons	162
2.	Home support workers, housekeepers and related occupations	153
3.	Cooks	107
4.	Material handlers	101
5.	Light duty cleaners	96
6.	Food counter attendants, kitchen helpers and related support occupations	95
7.	Other customer and information services representatives	68
8.	Delivery and courier service drivers	68
9.	Retail and wholesale trade managers	65
10.	Transport truck drivers	60
11.	General farm workers	54
12.	Food and beverage servers	50
13.	Construction trades helpers and labourers	41
14.	Data entry clerks	38
15.	Administrative assistants	37
16.	Registered nurses and registered psychiatric nurses	37
17.	Carpenters	36
18.	Labourers in rubber and plastic products manufacturing	34
19.	Restaurant and food service managers	32
20.	Landscaping and grounds maintenance labourers	31
21.	Early childhood educators and assistants	31
22.	Cashiers	31
23.	Security guards and related security service occupations	31
24.	Labourers in food and beverage processing	29
25.	Food service supervisors	28
26.	Store shelf stockers, clerks and order fillers	28
27.	Operators and attendants in amusement, recreation and sport	28
28.	Dental assistants	28
29.	Other labourers in processing, manufacturing and utilities	27
30.	Retail and wholesale buyers	25

TOP EMPLOYERS/AGENCIES

Who is hiring?

	COMPANY	POSTINGS ▾
1.	Kijiji.ca	55
2.	Walmart Canada	47
3.	UPS - Owen Sound	42
4.	We Check	39
5.	Revera Inc.	35
6.	CarePartners	25
7.	VON Canada	24
8.	Godfathers Pizza - Tri Group Management	23
9.	Extendicare	22
10.	Dollarama	22
11.	County of Huron	21
12.	HURON PERTH HEALTHCARE ALLIANCE	21
13.	Bruce-Grey Catholic District School Board	20
14.	County of Grey	19
15.	Loblaw Companies Limited	19
16.	Sobeys	18
17.	YMCA of Owen Sound Grey Bruce Job Board	18
18.	Boshart Industries Inc.	17
19.	Recipe Unlimited Corporation	17
20.	McDonald's Restaurants	17
21.	YMCA of Owen Sound Grey Bruce	16
22.	Canada Post - Postes Canada	14
23.	LISTOWEL WINGHAM HOSPITALS ALLIANCE	14
24.	Manpower	14
25.	Agency Employment Services	12
26.	A&W - Hanover Mount Forest Owen Sound Listowel Exeter	12

OCCUPATIONS BY FREQUENCY & LENGTH OF JOB POSTINGS

What jobs are hard to fill and/or in-demand?

	4 DIGIT NOC	4 DIGIT NOC NAME	SKILL LEVEL	POSTING COUNT	AVG POSTING LENGTH IN DAYS	MEDIAN POSTING LENGTH IN DAYS
1.	6421	Retail salespersons	NOC Skill Level C	162	18	15
2.	4412	Home support workers, housekeepers and related occupations	NOC Skill Level C	153	23	16
3.	6322	Cooks	NOC Skill Level B	107	23	26
4.	7452	Material handlers	NOC Skill Level C	101	15	11
5.	6731	Light duty cleaners	NOC Skill Level D	96	20	16
6.	6711	Food counter attendants, kitchen helpers and related support occupations	NOC Skill Level D	95	21	19
7.	6552	Other customer and information services representatives	NOC Skill Level C	68	16	12
8.	7514	Delivery and courier service drivers	NOC Skill Level C	68	14	14
9.	621	Retail and wholesale trade managers	NOC Skill Level A	65	20	16
10.	7511	Transport truck drivers	NOC Skill Level C	60	22	15.5
11.	8431	General farm workers	NOC Skill Level C	54	38	20.5
12.	6513	Food and beverage servers	NOC Skill Level C	50	21	16
13.	7611	Construction trades helpers and labourers	NOC Skill Level D	41	24	16
14.	1422	Data entry clerks	NOC Skill Level C	38	15	13
15.	1241	Administrative assistants	NOC Skill Level B	37	14	12
16.	3012	Registered nurses and registered psychiatric nurses	NOC Skill Level A	37	33	28
17.	7271	Carpenters	NOC Skill Level B	36	21	16
18.	9615	Labourers in rubber and plastic products manufacturing	NOC Skill Level D	34	17	15.5
19.	631	Restaurant and food service managers	NOC Skill Level A	32	22	19
20.	8612	Landscaping and grounds maintenance labourers	NOC Skill Level D	31	18	16
21.	4214	Early childhood educators and assistants	NOC Skill Level B	31	17	16
22.	6611	Cashiers	NOC Skill Level D	31	15	12
23.	6541	Security guards and related security service occupations	NOC Skill Level C	31	12	10
24.	9617	Labourers in food and beverage processing	NOC Skill Level D	29	24	15
25.	6311	Food service supervisors	NOC Skill Level B	28	42	31
26.	6622	Store shelf stockers, clerks and order fillers	NOC Skill Level D	28	15	9.5
27.	6722	Operators and attendants in amusement, recreation and sport	NOC Skill Level D	28	12	13
28.	3411	Dental assistants	NOC Skill Level C	28	16	15.5
29.	9619	Other labourers in processing, manufacturing and utilities	NOC Skill Level D	27	17	14.5
30.	6622	Store shelf stockers, clerks and order fillers	NOC Skill Level D	25	16	15

JOB POSTINGS BY 3-DIGIT NATIONAL OCCUPATION CLASSIFICATION

What jobs are hard to fill and/or in-demand?

	3 DIGIT NOC	3 DIGIT NOC NAME	SKILL LEVEL	POSTING COUNT	AVG POSTING LENGTH IN DAYS	MEDIAN POSTING LENGTH IN DAYS
1.	441	Home care providers and educational support occupations	NOC Skill Level C	175	22	16
2.	642	Retail salespersons	NOC Skill Level C	162	18	15
3.	751	Motor vehicle and transit drivers	NOC Skill Level C	140	18	15
4.	673	Cleaners	NOC Skill Level D	134	18	15
5.	632	Chefs and cooks	NOC Skill Level B	115	25	27.5
6.	961	Labourers in processing, manufacturing and utilities	NOC Skill Level D	105	19	15
7.	745	Longshore workers and material handlers	NOC Skill Level C	101	15	11
8.	671	Food counter attendants, kitchen helpers and related support occupations	NOC Skill Level D	95	21	19
9.	655	Customer and information services representatives	NOC Skill Level C	76	15	12
10.	341	Assisting occupations in support of health services	NOC Skill Level C	71	18	16
11.	651	Occupations in food and beverage service	NOC Skill Level C	70	22	19

1 - 50 / 126 < >

JOB POSTINGS BY 2-DIGIT NATIONAL OCCUPATION CLASSIFICATION

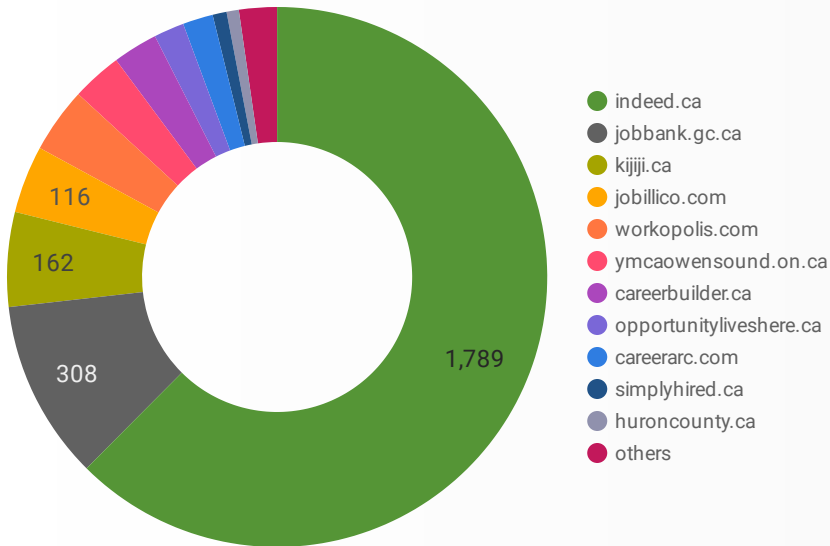
What jobs are hard to fill and/or in-demand?

	2 DIGIT NOC	2 DIGIT NOC NAME	SKILL LEVEL	POSTING COUNT	AVG POSTING LENGTH IN DAYS	MEDIAN POSTING LENGTH IN DAYS
1.	67	Service support and other service occupations, n.e.c.	NOC Skill Level D	262	19	15
2.	65	Service representatives and other customer and personal services occupations	NOC Skill Level C	204	17	15
3.	75	Transport and heavy equipment operation and related maintenance occupations	NOC Skill Level C	178	18	15
4.	44	Care providers and educational, legal and public protection support occupations	NOC Skill Level C	176	22	16
5.	63	Service supervisors and specialized service occupations	NOC Skill Level B	172	27	27
6.	64	Sales representatives and salespersons - wholesale and retail trade	NOC Skill Level C	169	18	15
7.	72	Industrial, electrical and construction trades	NOC Skill Level B	135	23	16
8.	74	Other installers, repairers and servicers and material handlers	NOC Skill Level C	124	17	13
9.	96	Labourers in processing, manufacturing and utilities	NOC Skill Level D	105	19	15
10.	14	Office support occupations	NOC Skill Level C	101	17	16
11.	06	Middle management occupations in retail and wholesale trade and customer services	NOC Skill Level A	100	21	16

1 - 44 / 44 < >

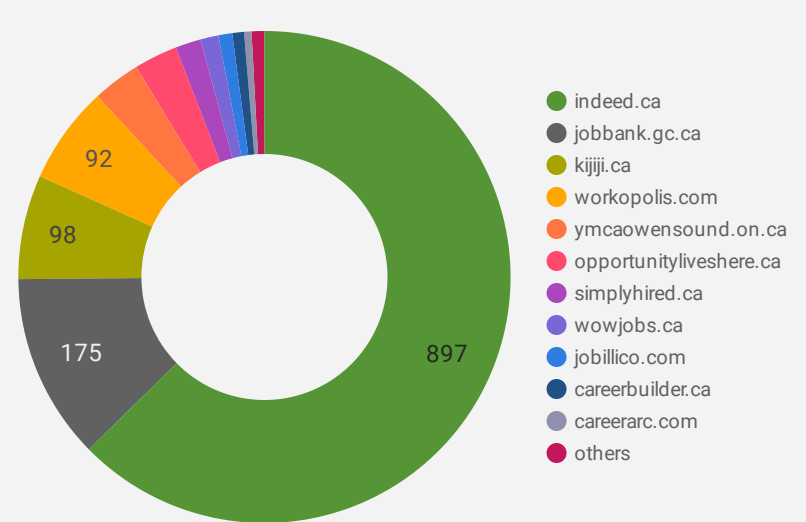
JOB POSTINGS BY JOB BOARD

What share of unique job postings appear on each job board?



COMPANIES BY JOB BOARD

What share of unique job postings appear on each job board?



JOB POSTING DETAILS BY JOB BOARD

How does job posting activity differ by job board?

	JOB BOARD	POSTING COUNT	POSTING DAYS	POSTING DAYS	COMPANY
1.	indeed.ca	1,789	21	17	897
2.	jobbank.gc.ca	308	32	22	175
3.	kijiji.ca	162	15	15	98
4.	jobillico.com	116	11	9	13
5.	workopolis.com	112	16	16	92
6.	ymcaowensound.on.ca	86	20	15	45
7.	careerbuilder.ca	77	12	9.5	11
8.	opportunityliveshere.ca	52	20	20	41
9.	careerarc.com	52	30	22	7
10.	simplyhired.ca	24	15	16	24
11.	huroncounty.ca	21	29	29	1
12.	grey.ca	19	48	33.5	1
13.	wowjobs.ca	19	11	9	17
14.	localwork.ca	10	12	5	5
15.	owensound.ca	5	1	1	1
16.	careers.northperth.ca	4			1
17.	nuclearcareers.ca	3			1
18.	careers.perthcounty.ca	2			1