

# JOB DEMAND REPORT

## SEPTEMBER 2020

*Job posting data collected by the Connect2Jobs.ca from job boards and employer websites who recruit candidates in Bruce, Grey, Perth and Huron counties.*

### HIGHLIGHTS

#### JOB POSTINGS BY THE NUMBERS

TOTAL ACTIVE	NEW THIS MONTH	COMPANIES	JOB BOARDS
2,999	1,639	1,171	24

#### # OF DAYS POSTED

AVERAGE	MEDIAN
22	16

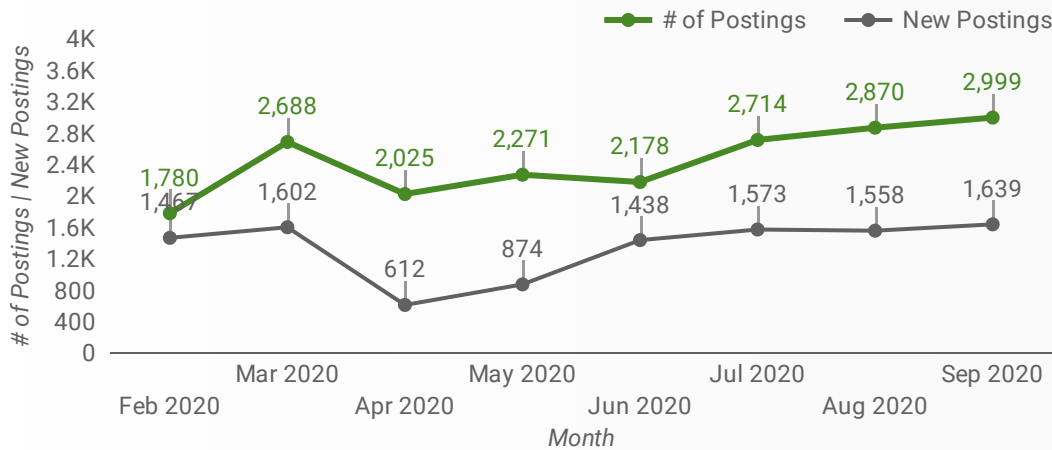
## REPORT BUILDER

*The default filter selection below will show all job demand data for the month. You can use the filters to create a customized report for the purpose of understanding a subset of the data.*

MUNICIPALITY	COUNTY	JOB TYPE
JOB DURATION	ADDITIONAL LANGUA...	QUICK FIND
JOB BOARD	SKILL LEVEL	
SKILL TYPE NAME / 1-DIGIT NATIONAL OCCUPATIONAL CLASSIFICATION CODE		
MAJOR GROUP / 2-DIGIT NATIONAL OCCUPATIONAL CLASSIFICATION CODE		
MINOR GROUP / 3-DIGIT NATIONAL OCCUPATIONAL CLASSIFICATION CODE		
UNIT GROUP / 4-DIGIT NATIONAL OCCUPATIONAL CLASSIFICATION CODE		
COMPANY OR EMPLOYMENT AGENCY		

## JOB POSTINGS BY MONTH

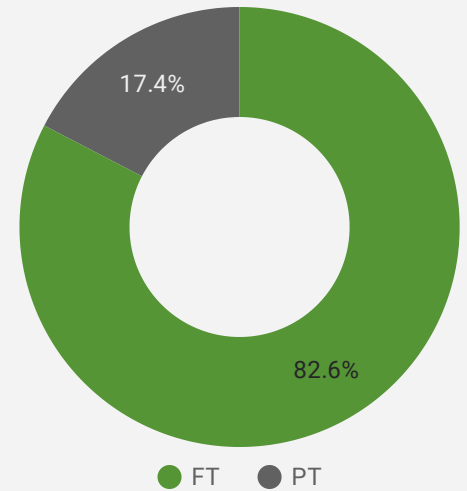
How many job postings were active for at least 1 day this month?



NOTE: This graph cannot be filtered using the controls on the cover page

## JOB TYPE

Full-time vs Part-time



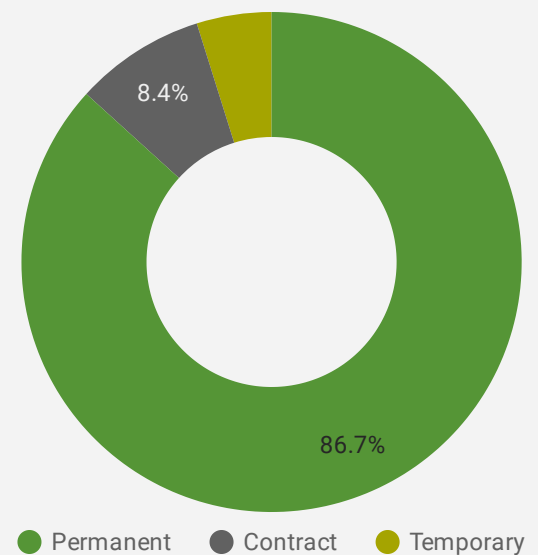
## JOB POSTINGS BY REGION

Where are job opportunities being offered?

	MUNICIPALITY	POSTING COUNT	AVG POSTING LENGTH IN DAYS	MEDIAN POSTING LENGTH IN DAYS
1.	City of Owen Sound	572	21	16
2.	City of Stratford	564	22	15
3.	Municipality of North Perth	206	22	16
4.	Town of Hanover	154	20	14
5.	Town of Goderich	144	19	16
6.	Town of Saugeen Shores	134	14	13
7.	Municipality of Kincardine	124	24	16
8.	Town of The Blue Mountains	111	22	16
9.	Township of North Huron	101	20	14.5

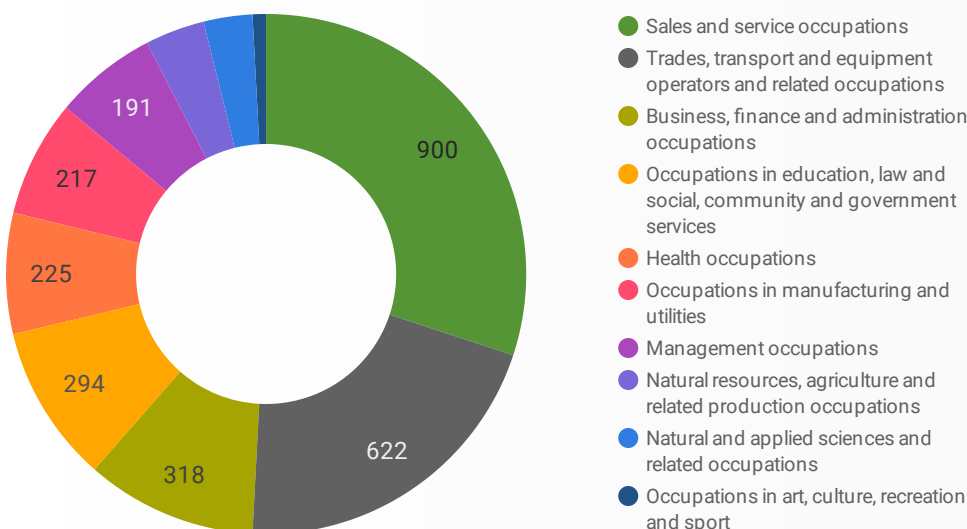
## JOB DURATION

Permanency of jobs posted



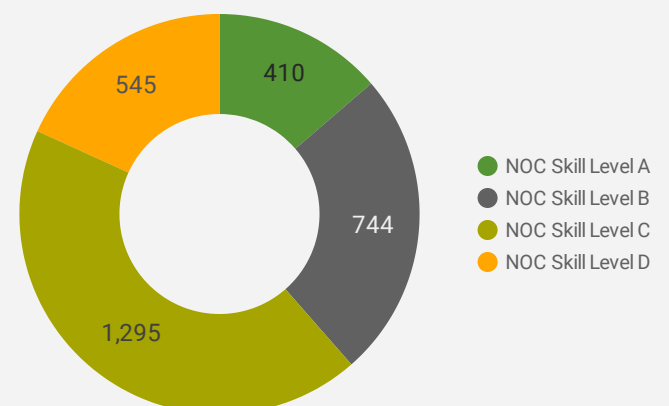
## JOB POSTINGS BY SKILL TYPE

What skill type is being recruited?



## JOB POSTINGS BY SKILL LEVEL

What education do occupations typically require?



Skill Level A = Usually University education | Skill Level B = Usually College education or Apprenticeship training | Skill Level C = Usually Secondary education or occupation-specific training | Skill Level D = Usually on-the-job training

## TOP OCCUPATIONS

What kind of jobs are in-demand?

	4 DIGIT NOC NAME	POSTINGS ▾
1.	Retail salespersons	157
2.	Home support workers, housekeepers and related occupations	146
3.	Material handlers	140
4.	Food counter attendants, kitchen helpers and related support occupations	96
5.	Light duty cleaners	91
6.	Delivery and courier service drivers	90
7.	Cooks	87
8.	Other customer and information services representatives	85
9.	Transport truck drivers	75
10.	General farm workers	63
11.	Retail and wholesale trade managers	53
12.	Restaurant and food service managers	53
13.	Other labourers in processing, manufacturing and utilities	44
14.	Food and beverage servers	43
15.	Data entry clerks	43
16.	Construction trades helpers and labourers	41
17.	Labourers in food and beverage processing	40
18.	Administrative assistants	39
19.	Early childhood educators and assistants	37
20.	Cashiers	36
21.	Labourers in rubber and plastic products manufacturing	33
22.	Social and community service workers	33
23.	Retail and wholesale buyers	32
24.	Security guards and related security service occupations	32
25.	Registered nurses and registered psychiatric nurses	32
26.	Operators and attendants in amusement, recreation and sport	30
27.	Carpenters	30
28.	Landscaping and grounds maintenance labourers	29
29.	Licensed practical nurses	29
30.	Receptionists	27

## TOP EMPLOYERS/AGENCIES

Who is hiring?

	COMPANY	POSTINGS ▾
1.	UPS - Owen Sound	63
2.	Walmart Canada	52
3.	County of Huron	43
4.	Godfathers Pizza - Tri Group Management	42
5.	Boshart Industries Inc.	40
6.	Kijiji.ca	39
7.	We Check	38
8.	Blue Mountain Resort	34
9.	Revera Inc.	34
10.	YMCA of Owen Sound Grey Bruce	34
11.	Canada Post - Postes Canada	27
12.	VON Canada	26
13.	CarePartners	23
14.	Manpower	23
15.	Sobeys	23
16.	LISTOWEL WINGHAM HOSPITALS ALLIANCE	21
17.	Bluewater District School Board	20
18.	Dollarama	20
19.	McDonald's Restaurants	19
20.	RONA inc.	18
21.	County of Grey	17
22.	DYNA-MIG, A Division of F&P Mfg., Inc.	16
23.	HURON PERTH HEALTHCARE ALLIANCE	16
24.	One Care Home & Community Support Services	15
25.	The Agency	13
26.	City of Stratford	12
27.	A&W - Hanover   Mount Forest   Owen Sound   Listowel   Exeter	12

## OCCUPATIONS BY FREQUENCY & LENGTH OF JOB POSTINGS

What jobs are hard to fill and/or in-demand?

	4 DIGIT NOC	4 DIGIT NOC NAME	SKILL LEVEL	POSTING COUNT	AVG POSTING LENGTH IN DAYS	MEDIAN POSTING LENGTH IN DAYS
1.	6421	Retail salespersons	NOC Skill Level C	157	23	16
2.	4412	Home support workers, housekeepers and related occupations	NOC Skill Level C	146	24	17
3.	7452	Material handlers	NOC Skill Level C	140	16	10
4.	6711	Food counter attendants, kitchen helpers and related support occupations	NOC Skill Level D	96	20	16
5.	6731	Light duty cleaners	NOC Skill Level D	91	24	16
6.	7514	Delivery and courier service drivers	NOC Skill Level C	90	13	11.5
7.	6322	Cooks	NOC Skill Level B	87	25	21
8.	6552	Other customer and information services representatives	NOC Skill Level C	85	16	15
9.	7511	Transport truck drivers	NOC Skill Level C	75	23	15
10.	8431	General farm workers	NOC Skill Level C	63	23	15
11.	621	Retail and wholesale trade managers	NOC Skill Level A	53	15	12
12.	631	Restaurant and food service managers	NOC Skill Level A	53	18	15
13.	9619	Other labourers in processing, manufacturing and utilities	NOC Skill Level D	44	15	14.5
14.	6513	Food and beverage servers	NOC Skill Level C	43	26	16
15.	1422	Data entry clerks	NOC Skill Level C	43	16	14
16.	7611	Construction trades helpers and labourers	NOC Skill Level D	41	25	16
17.	9617	Labourers in food and beverage processing	NOC Skill Level D	40	16	15
18.	1241	Administrative assistants	NOC Skill Level B	39	21	15
19.	4214	Early childhood educators and assistants	NOC Skill Level B	37	33	23
20.	6611	Cashiers	NOC Skill Level D	36	16	14.5
21.	9615	Labourers in rubber and plastic products manufacturing	NOC Skill Level D	33	18	16
22.	4212	Social and community service workers	NOC Skill Level B	33	23	15
23.	6222	Retail and wholesale buyers	NOC Skill Level B	32	17	10.5
24.	6541	Security guards and related security service occupations	NOC Skill Level C	32	19	15
25.	3012	Registered nurses and registered psychiatric nurses	NOC Skill Level A	32	47	42
26.	6722	Operators and attendants in amusement, recreation and sport	NOC Skill Level D	30	21	19
27.	7271	Carpenters	NOC Skill Level B	30	26	16
28.	8612	Landscaping and grounds maintenance labourers	NOC Skill Level D	29	41	30
29.	3233	Licensed practical nurses	NOC Skill Level B	29	25	17.5
30.	1414	Receptionists	NOC Skill Level C	27	15	16

## JOB POSTINGS BY 3-DIGIT NATIONAL OCCUPATION CLASSIFICATION

What jobs are hard to fill and/or in-demand?

	3 DIGIT NOC	3 DIGIT NOC NAME	SKILL LEVEL	POSTING COUNT	AVG POSTING LENGTH IN DAYS	MEDIAN POSTING LENGTH IN DAYS
1.	751	Motor vehicle and transit drivers	NOC Skill Level C	192	25	15
2.	441	Home care providers and educational support occupations	NOC Skill Level C	175	23	16
3.	642	Retail salespersons	NOC Skill Level C	157	23	16
4.	745	Longshore workers and material handlers	NOC Skill Level C	140	16	10
5.	961	Labourers in processing, manufacturing and utilities	NOC Skill Level D	136	17	15
6.	673	Cleaners	NOC Skill Level D	127	24	16
7.	671	Food counter attendants, kitchen helpers and related support occupations	NOC Skill Level D	96	20	16
8.	655	Customer and information services representatives	NOC Skill Level C	94	17	15
9.	632	Chefs and cooks	NOC Skill Level B	91	25	20
10.	421	Paraprofessional occupations in legal, social, community and education services	NOC Skill Level B	77	27	15
11.	843	Agriculture and horticulture workers	NOC Skill Level C	63	23	15

1 - 50 / 122 < >

## JOB POSTINGS BY 2-DIGIT NATIONAL OCCUPATION CLASSIFICATION

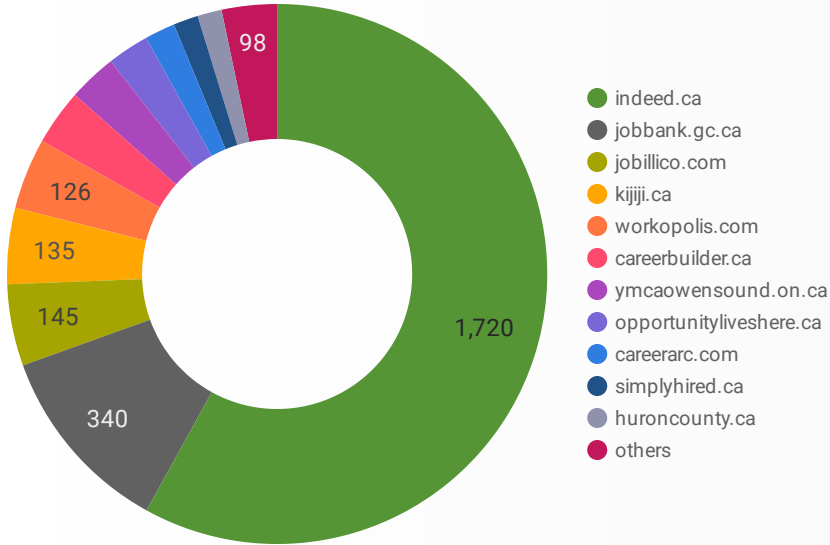
What jobs are hard to fill and/or in-demand?

	2 DIGIT NOC	2 DIGIT NOC NAME	SKILL LEVEL	POSTING COUNT	AVG POSTING LENGTH IN DAYS	MEDIAN POSTING LENGTH IN DAYS
1.	67	Service support and other service occupations, n.e.c.	NOC Skill Level D	259	22	16
2.	75	Transport and heavy equipment operation and related maintenance occupations	NOC Skill Level C	241	24	15
3.	65	Service representatives and other customer and personal services occupations	NOC Skill Level C	199	22	16
4.	44	Care providers and educational, legal and public protection support occupations	NOC Skill Level C	177	23	16
5.	64	Sales representatives and salespersons - wholesale and retail trade	NOC Skill Level C	162	22	16
6.	74	Other installers, repairers and servicers and material handlers	NOC Skill Level C	155	16	11
7.	63	Service supervisors and specialized service occupations	NOC Skill Level B	145	28	20
8.	96	Labourers in processing, manufacturing and utilities	NOC Skill Level D	136	17	15
9.	72	Industrial, electrical and construction trades	NOC Skill Level B	125	29	19
10.	06	Middle management occupations in retail and wholesale trade and customer services	NOC Skill Level A	111	16	13
11.	14	Office support occupations	NOC Skill Level C	109	15	15

1 - 44 / 44 < >

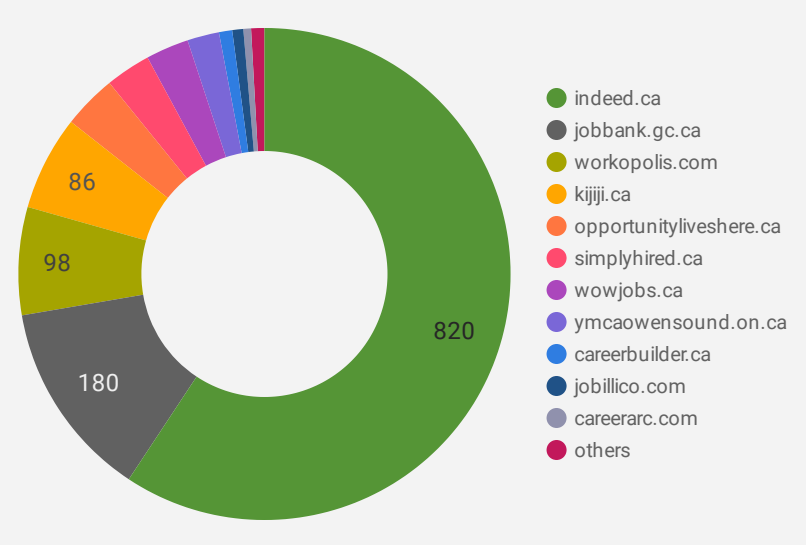
## JOB POSTINGS BY JOB BOARD

What share of unique job postings appear on each job board?



## COMPANIES BY JOB BOARD

What share of unique job postings appear on each job board?



## JOB POSTING DETAILS BY JOB BOARD

How does job posting activity differ by job board?

	JOB BOARD	POSTING COUNT	POSTING DAYS	POSTING DAYS	COMPANY
1.	indeed.ca	1,720	22	16	820
2.	jobbank.gc.ca	340	29	20	180
3.	jobillico.com	145	12	9	10
4.	kijiji.ca	135	15	15	86
5.	workopolis.com	126	15	16	98
6.	careerbuilder.ca	99	14	9	12
7.	ymcaowensound.on.ca	86	26	21.5	29
8.	opportunityliveshere.ca	74	31	28	49
9.	careerarc.com	54	54	35	7
10.	simplyhired.ca	44	16	16	41
11.	huroncounty.ca	43	64	53	1
12.	wowjobs.ca	40	8	10	39
13.	grey.ca	17	18	15	1
14.	brockton.ca	10	23	19	1
15.	careers.northperth.ca	5	14	14	1
16.	network.applytoeducation.com	5	9	9	1
17.	stratford.ca	4	15	15	1
18.	nuclearcareers.ca	3			1