

JOB DEMAND REPORT

NOVEMBER 2020

Job posting data collected by the Connect2Jobs.ca from job boards and employer websites who recruit candidates in Bruce, Grey, Perth and Huron counties.

HIGHLIGHTS

JOB POSTINGS BY THE NUMBERS

TOTAL ACTIVE	NEW THIS MONTH	COMPANIES	JOB BOARDS
2,303	1,304	870	32

OF DAYS POSTED

AVERAGE	MEDIAN
20	15

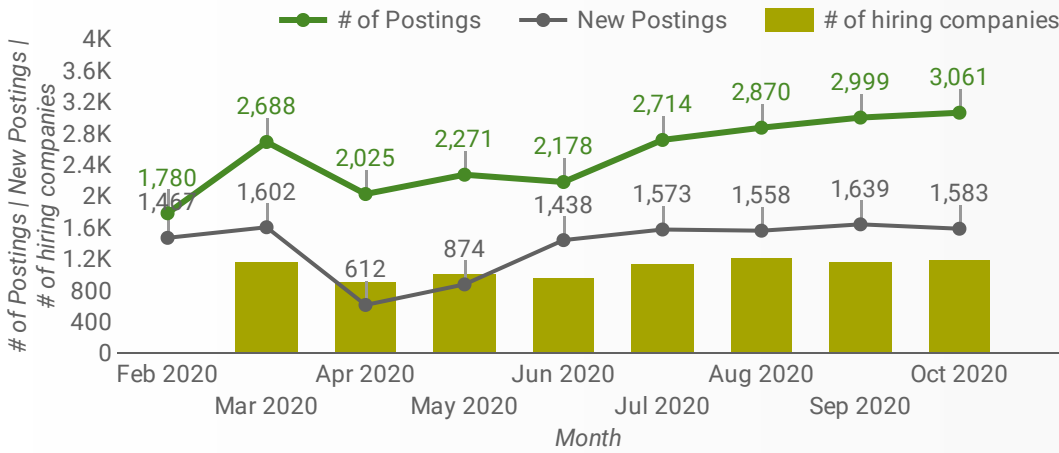
REPORT BUILDER

The default filter selection below will show all job demand data for the month. You can use the filters to create a customized report for the purpose of understanding a subset of the data.

MUNICIPALITY	COUNTY	JOB TYPE
JOB DURATION	ADDITIONAL LANGUA...	QUICK FIND
JOB BOARD	SKILL LEVEL	
SKILL TYPE NAME / 1-DIGIT NATIONAL OCCUPATIONAL CLASSIFICATION CODE		
MAJOR GROUP / 2-DIGIT NATIONAL OCCUPATIONAL CLASSIFICATION CODE		
MINOR GROUP / 3-DIGIT NATIONAL OCCUPATIONAL CLASSIFICATION CODE		
UNIT GROUP / 4-DIGIT NATIONAL OCCUPATIONAL CLASSIFICATION CODE		
COMPANY OR EMPLOYMENT AGENCY		

JOB POSTINGS BY MONTH

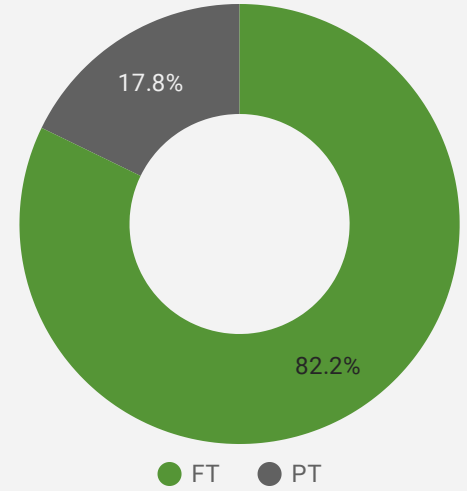
How many job postings were active for at least 1 day this month?



NOTE: This graph cannot be filtered using the controls on the cover page

JOB TYPE

Full-time vs Part-time



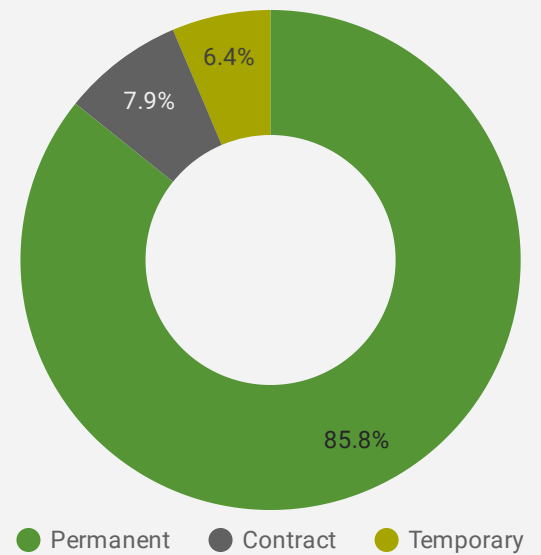
JOB POSTINGS BY REGION

Where are job opportunities being offered?

	MUNICIPALITY	POSTING COUNT	AVG POSTING LENGTH IN DAYS	MEDIAN POSTING LENGTH IN DAYS
1.	City of Owen Sound	554	20	15
2.	City of Stratford	326	21	15
3.	Town of The Blue Mountains	153	22	16
4.	Town of Hanover	139	17	15
5.	Municipality of North Perth	137	20	16
6.	Town of Goderich	115	14	16
7.	Municipality of Kincardine	108	26	16
8.	Township of North Huron	87	16	15
9.	Town of Saugeen Shores	85	22	15

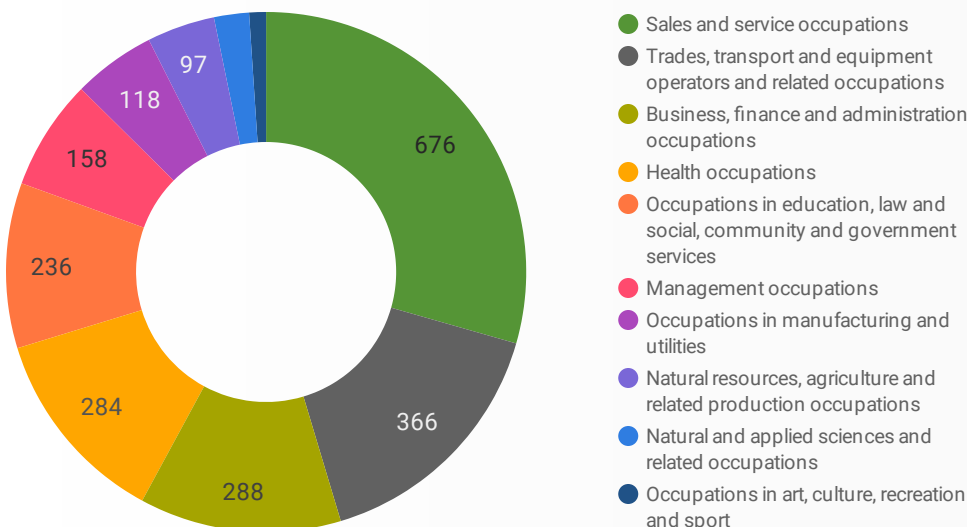
JOB DURATION

Permanency of jobs posted



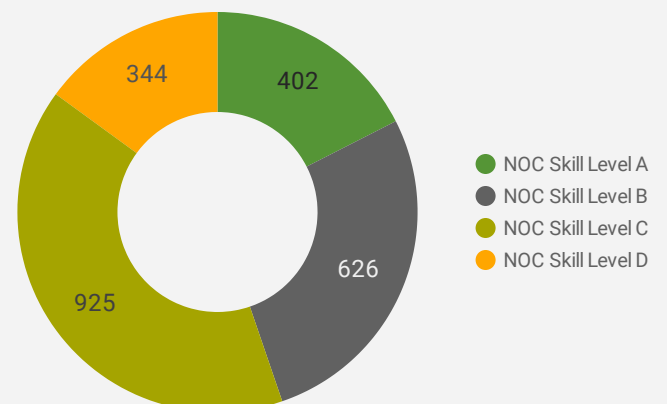
JOB POSTINGS BY SKILL TYPE

What skill type is being recruited?



JOB POSTINGS BY SKILL LEVEL

What education do occupations typically require?



Skill Level A = Usually University education | Skill Level B = Usually College education or Apprenticeship training | Skill Level C = Usually Secondary education or occupation-specific training | Skill Level D = Usually on-the-job training

TOP OCCUPATIONS

What kind of jobs are in-demand?

	4 DIGIT NOC NAME	POSTINGS
1.	Retail salespersons	153
2.	Home support workers, housekeepers and related occupations	121
3.	Registered nurses and registered psychiatric nurses	104
4.	Delivery and courier service drivers	75
5.	Light duty cleaners	72
6.	Other customer and information services representatives	63
7.	Material handlers	63
8.	General farm workers	52
9.	Cooks	49
10.	Food counter attendants, kitchen helpers and related support occupations	45
11.	Cashiers	43
12.	Administrative assistants	43
13.	Social and community service workers	39
14.	Data entry clerks	38
15.	Licensed practical nurses	38
16.	Retail and wholesale trade managers	37
17.	Transport truck drivers	35
18.	Nurse aides, orderlies and patient service associates	29
19.	Restaurant and food service managers	29
20.	Receptionists	27
21.	Food service supervisors	26
22.	Landscaping and grounds maintenance labourers	25
23.	Carpenters	23
24.	Security guards and related security service occupations	23
25.	Operators and attendants in amusement, recreation and sport	22
26.	Other labourers in processing, manufacturing and utilities	22
27.	Labourers in food and beverage processing	21
28.	Store shelf stockers, clerks and order fillers	21
29.	Food and beverage servers	20
30.	Early childhood educators and assistants	20

TOP EMPLOYERS/AGENCIES

Who is hiring?

	COMPANY	POSTINGS
1.	HURON PERTH HEALTHCARE ALLIANCE	129
2.	Grey Bruce Health Services- Owen Sound	80
3.	Blue Mountain Resort	65
4.	YMCA of Owen Sound Grey Bruce	57
5.	UPS - Owen Sound	48
6.	We Check	37
7.	Godfathers Pizza - Tri Group Management	36
8.	Walmart Canada	34
9.	Kijiji Jobs	32
10.	VON Canada	32
11.	CarePartners	28
12.	Boshart Industries Inc.	21
13.	Dollarama	20
14.	LISTOWEL WINGHAM HOSPITALS ALLIANCE	18
15.	County of Grey	16
16.	Purolator	16
17.	Chippewas of Nawash Unceded First Nation	15
18.	Hensall Co-operative	14
19.	One Care Home & Community Support Services	12
20.	Voyago	12
21.	Sobeys	12
22.	Southampton Care Centre	10
23.	Harbour Hill Retirement Community	10
24.	Canada Post - Postes Canada	10
25.	Extendicare	10
26.	TD Bank	10
27.	A&W - Hanover Mount	9

OCCUPATIONS BY FREQUENCY & LENGTH OF JOB POSTINGS

What jobs are hard to fill and/or in-demand?

	4 DIGIT NOC	4 DIGIT NOC NAME	SKILL LEVEL	POSTING COUNT	AVG POSTING LENGTH IN DAYS	MEDIAN POSTING LENGTH IN DAYS
1.	6421	Retail salespersons	NOC Skill Level C	153	16	15
2.	4412	Home support workers, housekeepers and related occupations	NOC Skill Level C	121	22	16
3.	3012	Registered nurses and registered psychiatric nurses	NOC Skill Level A	104	21	15
4.	7514	Delivery and courier service drivers	NOC Skill Level C	75	16	15
5.	6731	Light duty cleaners	NOC Skill Level D	72	19	16
6.	7452	Material handlers	NOC Skill Level C	63	18	13
7.	6552	Other customer and information services representatives	NOC Skill Level C	63	19	16
8.	8431	General farm workers	NOC Skill Level C	52	24	16
9.	6322	Cooks	NOC Skill Level B	49	31	16
10.	6711	Food counter attendants, kitchen helpers and related support occupations	NOC Skill Level D	45	19	15
11.	6611	Cashiers	NOC Skill Level D	43	12	12
12.	1241	Administrative assistants	NOC Skill Level B	43	14	16
13.	4212	Social and community service workers	NOC Skill Level B	39	15	16
14.	1422	Data entry clerks	NOC Skill Level C	38	23	30
15.	3233	Licensed practical nurses	NOC Skill Level B	38	24	16
16.	621	Retail and wholesale trade managers	NOC Skill Level A	37	18	16
17.	7511	Transport truck drivers	NOC Skill Level C	35	14	15
18.	3413	Nurse aides, orderlies and patient service associates	NOC Skill Level C	29	15	15
19.	631	Restaurant and food service managers	NOC Skill Level A	29	19	14.5
20.	1414	Receptionists	NOC Skill Level C	27	17	16
21.	6311	Food service supervisors	NOC Skill Level B	26	62	58
22.	8612	Landscaping and grounds maintenance labourers	NOC Skill Level D	25	54	16
23.	7271	Carpenters	NOC Skill Level B	23	19	16
24.	6541	Security guards and related security service occupations	NOC Skill Level C	23	22	16
25.	9619	Other labourers in processing, manufacturing and utilities	NOC Skill Level D	22	15	16
26.	6722	Operators and attendants in amusement, recreation and sport	NOC Skill Level D	22	21	16
27.	6622	Store shelf stockers, clerks and order fillers	NOC Skill Level D	21	18	13
28.	9617	Labourers in food and beverage processing	NOC Skill Level D	21	14	15
29.	6513	Food and beverage servers	NOC Skill Level C	20	23	16
30.	4311	Food and beverage counter attendants and assistants	NOC Skill Level D	20	20	15

JOB POSTINGS BY 3-DIGIT NATIONAL OCCUPATION CLASSIFICATION

What jobs are hard to fill and/or in-demand?

	3 DIGIT NOC	3 DIGIT NOC NAME	SKILL LEVEL	POSTING COUNT	AVG POSTING LENGTH IN DAYS	MEDIAN POSTING LENGTH IN DAYS
1.	642	Retail salespersons	NOC Skill Level C	153	16	15
2.	441	Home care providers and educational support occupations	NOC Skill Level C	132	22	16
3.	751	Motor vehicle and transit drivers	NOC Skill Level C	129	16	15
4.	301	Professional occupations in nursing	NOC Skill Level A	116	20	15
5.	673	Cleaners	NOC Skill Level D	100	20	16
6.	655	Customer and information services representatives	NOC Skill Level C	70	18	16
7.	421	Paraprofessional occupations in legal, social, community and education services	NOC Skill Level B	64	18	15
8.	745	Longshore workers and material handlers	NOC Skill Level C	63	18	13
9.	961	Labourers in processing, manufacturing and utilities	NOC Skill Level D	59	17	15.5
10.	632	Chefs and cooks	NOC Skill Level B	55	30	16
11.	843	Agriculture and horticulture workers	NOC Skill Level C	54	24	16

1 - 50 / 118 < >

JOB POSTINGS BY 2-DIGIT NATIONAL OCCUPATION CLASSIFICATION

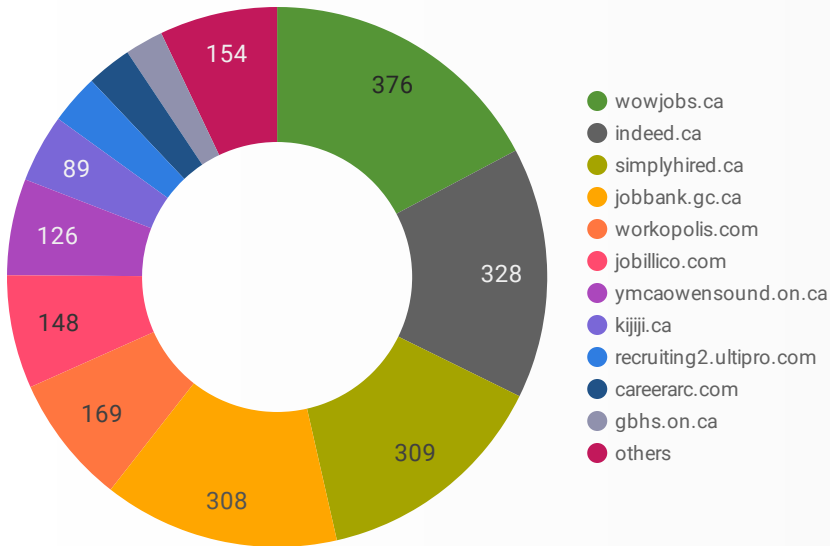
What jobs are hard to fill and/or in-demand?

	2 DIGIT NOC	2 DIGIT NOC NAME	SKILL LEVEL	POSTING COUNT	AVG POSTING LENGTH IN DAYS	MEDIAN POSTING LENGTH IN DAYS
1.	67	Service support and other service occupations, n.e.c.	NOC Skill Level D	170	20	16
2.	64	Sales representatives and salespersons - wholesale and retail trade	NOC Skill Level C	153	16	15
3.	75	Transport and heavy equipment operation and related maintenance occupations	NOC Skill Level C	145	16	15
4.	44	Care providers and educational, legal and public protection support occupations	NOC Skill Level C	137	22	16
5.	65	Service representatives and other customer and personal services occupations	NOC Skill Level C	130	19	16
6.	30	Professional occupations in nursing	NOC Skill Level A	116	20	15
7.	63	Service supervisors and specialized service occupations	NOC Skill Level B	106	37	16
8.	72	Industrial, electrical and construction trades	NOC Skill Level B	106	22	15
9.	14	Office support occupations	NOC Skill Level C	99	18	16
10.	12	Administrative and financial supervisors and administrative occupations	NOC Skill Level B	96	15	15
11.	32	Technical occupations in health	NOC Skill Level B	76	20	16

1 - 44 / 44 < >

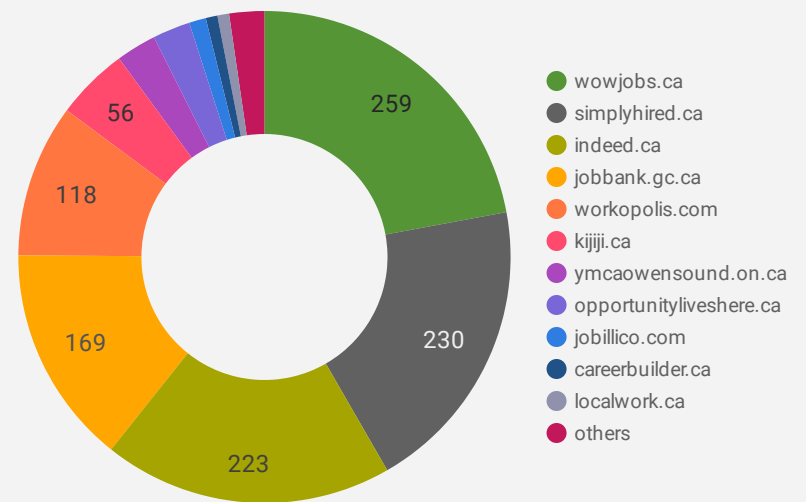
JOB POSTINGS BY JOB BOARD

What share of unique job postings appear on each job board?



COMPANIES BY JOB BOARD

What share of unique job postings appear on each job board?



JOB POSTING DETAILS BY JOB BOARD

How does job posting activity differ by job board?

	JOB BOARD	POSTING COUNT	POSTING DAYS	POSTING DAYS	COMPANY
1.	wowjobs.ca	376	10	10	259
2.	indeed.ca	328	46	39	223
3.	simplyhired.ca	309	16	16	230
4.	jobbank.gc.ca	308	31	16	169
5.	workopolis.com	169	16	16	118
6.	jobillico.com	148	15	10	13
7.	ymcaowensound.on.ca	126	26	15	31
8.	kijiji.ca	89	15	15	56
9.	recruiting2.ultipro.com	65	23	20	1
10.	careerarc.com	59	24	23	7
11.	gbhs.on.ca	50	7	7.5	1
12.	opportunityliveshere.ca	36	39	30	29
13.	careerbuilder.ca	35	11	9	9
14.	localwork.ca	23	4	2	9
15.	grey.ca	16	7	7	1
16.	brockton.ca	6	27	24	1
17.	huroncounty.ca	5	29	29	1
18.	townofstmarys.com	5	1	1	1