

# JOB DEMAND REPORT

## DECEMBER 2020

*Job posting data collected by the connect2JOBS.ca from job boards and employer websites who recruit candidates in Bruce, Grey, Huron and Perth counties.*

### HIGHLIGHTS

JOB POSTINGS BY THE NUMBERS				# OF DAYS POSTED	
TOTAL ACTIVE	NEW THIS MONTH	COMPANIES	JOB BOARDS	AVERAGE	MEDIAN
2,690	1,247	957	30	33	16

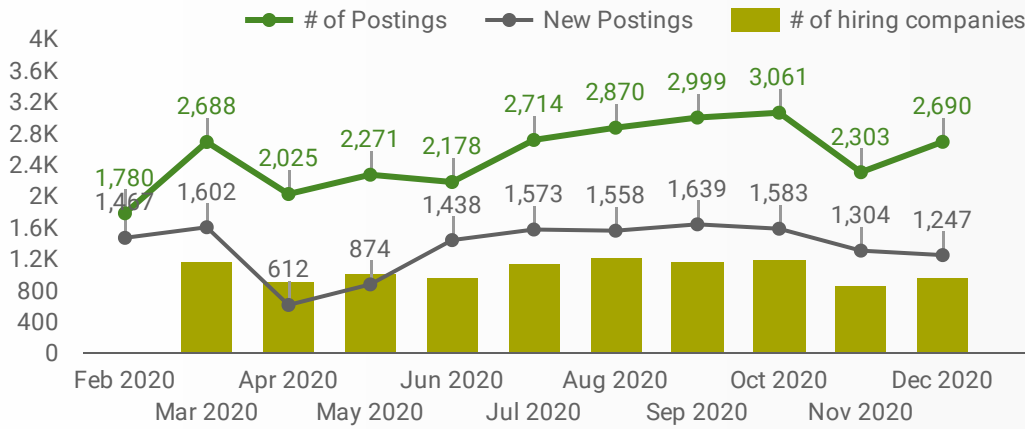
## REPORT BUILDER

The default filter selection below will show all job demand data for the month. You can use the filters to create a customized report for the purpose of understanding a subset of the data.

MUNICIPALITY	COUNTY	JOB TYPE
JOB DURATION	ADDITIONAL LANGUA...	QUICK FIND
JOB BOARD	SKILL LEVEL	
SKILL TYPE NAME / 1-DIGIT NATIONAL OCCUPATIONAL CLASSIFICATION CODE		
MAJOR GROUP / 2-DIGIT NATIONAL OCCUPATIONAL CLASSIFICATION CODE		
MINOR GROUP / 3-DIGIT NATIONAL OCCUPATIONAL CLASSIFICATION CODE		
UNIT GROUP / 4-DIGIT NATIONAL OCCUPATIONAL CLASSIFICATION CODE		
COMPANY OR EMPLOYMENT AGENCY		

## JOB POSTINGS BY MONTH

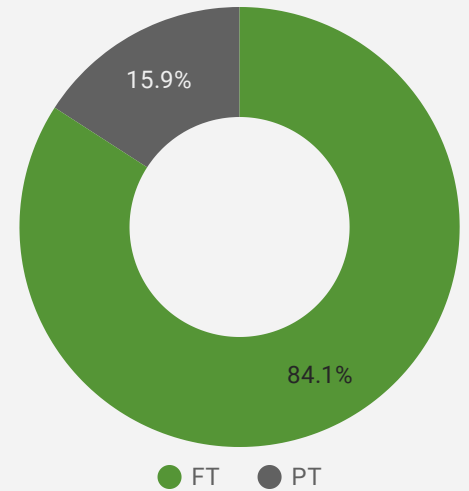
How many job postings were active for at least 1 day this month?



NOTE: This graph cannot be filtered using the controls on the cover page

## JOB TYPE

Full-time vs Part-time



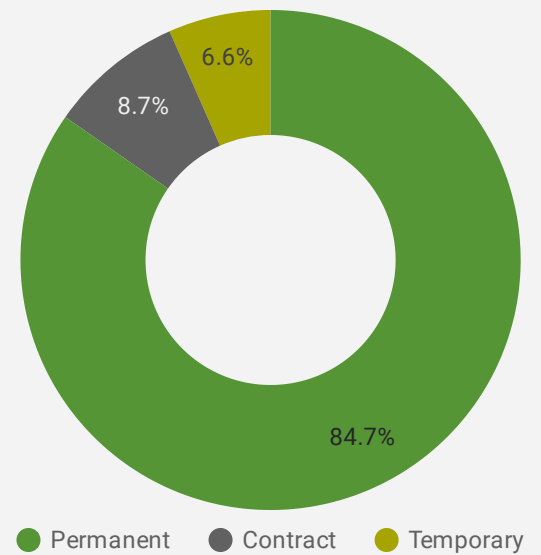
## JOB POSTINGS BY REGION

Where are job opportunities being offered?

	MUNICIPALITY	POSTING COUNT	AVG POSTING LENGTH IN DAYS	MEDIAN POSTING LENGTH IN DAYS
1.	City of Owen Sound	574	33	16
2.	City of Stratford	429	36	16
3.	Municipality of Kincardine	172	36	16.5
4.	Town of The Blue Mountains	163	34	16
5.	Town of Hanover	151	27	16
6.	Municipality of North Perth	150	46	17
7.	Town of Goderich	117	21	15
8.	Town of Saugeen Shores	115	22	16
9.	Township of North Huron	89	24	16

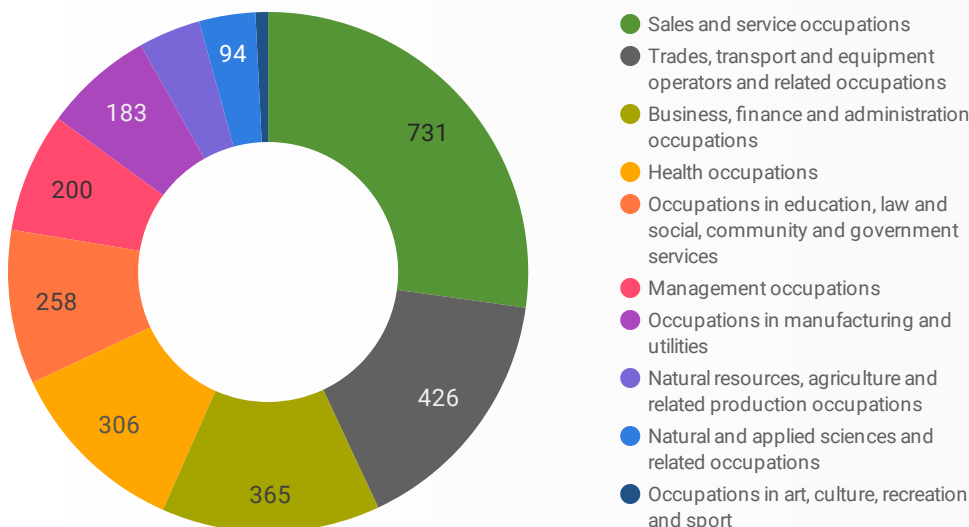
## JOB DURATION

Permanency of jobs posted



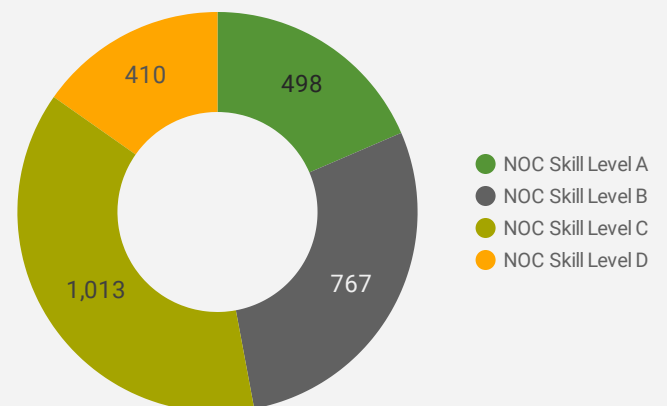
## JOB POSTINGS BY SKILL TYPE

What skill type is being recruited?



## JOB POSTINGS BY SKILL LEVEL

What education do occupations typically require?



Skill Level A = Usually University education | Skill Level B = Usually College education or Apprenticeship training | Skill Level C = Usually Secondary education or occupation-specific training | Skill Level D = Usually on-the-job training

## TOP OCCUPATIONS

What kind of jobs are in-demand?

	4 DIGIT NOC NAME	POSTINGS COUNT
1.	Home support workers, housekeepers and related occupations	139
2.	Retail salespersons	131
3.	Registered nurses and registered psychiatric nurses	103
4.	Light duty cleaners	86
5.	Delivery and courier service drivers	73
6.	Other customer and information services representatives	70
7.	Cooks	63
8.	Material handlers	62
9.	Food counter attendants, kitchen helpers and related support occupations	59
10.	General farm workers	58
11.	Administrative assistants	50
12.	Licensed practical nurses	49
13.	Retail and wholesale trade managers	49
14.	Data entry clerks	48
15.	Social and community service workers	36
16.	Other labourers in processing, manufacturing and utilities	36
17.	Cashiers	36
18.	Restaurant and food service managers	35
19.	Transport truck drivers	35
20.	Carpenters	32
21.	Janitors, caretakers and building superintendents	31
22.	Labourers in food and beverage processing	28
23.	Construction trades helpers and labourers	28
24.	Store shelf stockers, clerks and order fillers	26
25.	Security guards and related security service occupations	24
26.	Receptionists	22
27.	Other assisting occupations in support of health services	22
28.	Early childhood educators and assistants	21
29.	Retail sales supervisors	21
30.	Retail and wholesale buyers	21

## TOP EMPLOYERS/AGENCIES

Who is hiring?

	COMPANY	POSTINGS COUNT
1.	HURON PERTH HEALTHCARE ALLIANCE	150
2.	Grey Bruce Health Services- Owen Sound	85
3.	YMCA of Owen Sound Grey Bruce	69
4.	Blue Mountain Resort	54
5.	We Check	45
6.	Godfathers Pizza - Tri Group Management	36
7.	UPS - Owen Sound	35
8.	County of Grey	35
9.	Walmart Canada	31
10.	Boshart Industries Inc.	26
11.	VON Canada	25
12.	Dollarama	24
13.	Hensall Co-operative	23
14.	Kijiji Jobs	23
15.	CarePartners	20
16.	Southampton Care Centre	18
17.	The Agency	18
18.	McDonald's Restaurants	18
19.	LISTOWEL WINGHAM HOSPITALS ALLIANCE	18
20.	Canada Post - Postes Canada	16
21.	One Care Home & Community Support Services	15
22.	Loblaw Companies Limited	14
23.	TD Bank	13
24.	Voyago	13
25.	Chippewas of Nawash Unceded First Nation	12
26.	Sobeys	11

## OCCUPATIONS BY FREQUENCY & LENGTH OF JOB POSTINGS

What jobs are hard to fill and/or in-demand?

	4 DIGIT NOC	4 DIGIT NOC NAME	SKILL LEVEL	POSTING COUNT	AVG POSTING LENGTH IN DAYS	MEDIAN POSTING LENGTH IN DAYS
1.	4412	Home support workers, housekeepers and related occupations	NOC Skill Level C	139	39	16
2.	6421	Retail salespersons	NOC Skill Level C	131	31	16
3.	3012	Registered nurses and registered psychiatric nurses	NOC Skill Level A	103	23	16
4.	6731	Light duty cleaners	NOC Skill Level D	86	28	16
5.	7514	Delivery and courier service drivers	NOC Skill Level C	73	20	15.5
6.	6552	Other customer and information services representatives	NOC Skill Level C	70	32	16
7.	6322	Cooks	NOC Skill Level B	63	31	16
8.	7452	Material handlers	NOC Skill Level C	62	32	16
9.	6711	Food counter attendants, kitchen helpers and related support occupations	NOC Skill Level D	59	30	16
10.	8431	General farm workers	NOC Skill Level C	58	43	30
11.	1241	Administrative assistants	NOC Skill Level B	50	25	16
12.	621	Retail and wholesale trade managers	NOC Skill Level A	49	31	16
13.	3233	Licensed practical nurses	NOC Skill Level B	49	27	17
14.	1422	Data entry clerks	NOC Skill Level C	48	23	24
15.	6611	Cashiers	NOC Skill Level D	36	29	16
16.	4212	Social and community service workers	NOC Skill Level B	36	26	16
17.	9619	Other labourers in processing, manufacturing and utilities	NOC Skill Level D	36	23	16
18.	7511	Transport truck drivers	NOC Skill Level C	35	39	16
19.	631	Restaurant and food service managers	NOC Skill Level A	35	22	17
20.	7271	Carpenters	NOC Skill Level B	32	37	16
21.	6733	Janitors, caretakers and building superintendents	NOC Skill Level D	31	35	16
22.	9617	Labourers in food and beverage processing	NOC Skill Level D	28	67	43
23.	7611	Construction trades helpers and labourers	NOC Skill Level D	28	28	15.5
24.	6622	Store shelf stockers, clerks and order fillers	NOC Skill Level D	26	30	16
25.	6541	Security guards and related security service occupations	NOC Skill Level C	24	21	15
26.	3414	Other assisting occupations in support of health services	NOC Skill Level C	22	31	16
27.	1414	Receptionists	NOC Skill Level C	22	26	16
28.	6222	Retail and wholesale buyers	NOC Skill Level B	21	16	15
29.	4214	Early childhood educators and assistants	NOC Skill Level B	21	31	20
30.	6611	Cashiers	NOC Skill Level D	21	29	16

## JOB POSTINGS BY 3-DIGIT NATIONAL OCCUPATION CLASSIFICATION

What jobs are hard to fill and/or in-demand?

	3 DIGIT NOC	3 DIGIT NOC NAME	SKILL LEVEL	POSTING COUNT	AVG POSTING LENGTH IN DAYS	MEDIAN POSTING LENGTH IN DAYS
1.	441	Home care providers and educational support occupations	NOC Skill Level C	148	37	16
2.	642	Retail salespersons	NOC Skill Level C	131	31	16
3.	751	Motor vehicle and transit drivers	NOC Skill Level C	128	26	16
4.	673	Cleaners	NOC Skill Level D	121	31	16
5.	301	Professional occupations in nursing	NOC Skill Level A	112	26	16
6.	961	Labourers in processing, manufacturing and utilities	NOC Skill Level D	87	43	20
7.	655	Customer and information services representatives	NOC Skill Level C	77	31	16
8.	632	Chefs and cooks	NOC Skill Level B	72	31	16
9.	421	Paraprofessional occupations in legal, social, community and education services	NOC Skill Level B	64	26	16
10.	124	Office administrative assistants - general, legal and medical	NOC Skill Level B	63	24	16
11.	745	Longshore workers and material handlers	NOC Skill Level C	62	32	16

1 - 50 / 120 < >

## JOB POSTINGS BY 2-DIGIT NATIONAL OCCUPATION CLASSIFICATION

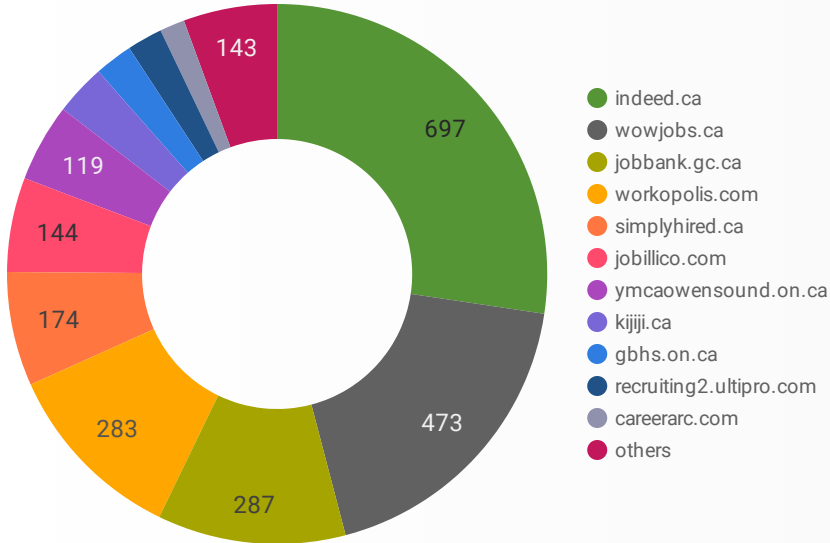
What jobs are hard to fill and/or in-demand?

	2 DIGIT NOC	2 DIGIT NOC NAME	SKILL LEVEL	POSTING COUNT	AVG POSTING LENGTH IN DAYS	MEDIAN POSTING LENGTH IN DAYS
1.	67	Service support and other service occupations, n.e.c.	NOC Skill Level D	204	30	16
2.	44	Care providers and educational, legal and public protection support occupations	NOC Skill Level C	153	36	16
3.	75	Transport and heavy equipment operation and related maintenance occupations	NOC Skill Level C	153	32	16
4.	65	Service representatives and other customer and personal services occupations	NOC Skill Level C	143	30	16
5.	64	Sales representatives and salespersons - wholesale and retail trade	NOC Skill Level C	132	31	16
6.	72	Industrial, electrical and construction trades	NOC Skill Level B	118	44	16
7.	12	Administrative and financial supervisors and administrative occupations	NOC Skill Level B	118	33	16
8.	63	Service supervisors and specialized service occupations	NOC Skill Level B	114	35	18.5
9.	30	Professional occupations in nursing	NOC Skill Level A	112	26	16
10.	14	Office support occupations	NOC Skill Level C	105	23	16
11.	32	Technical occupations in health	NOC Skill Level B	96	30	16

1 - 44 / 44 < >

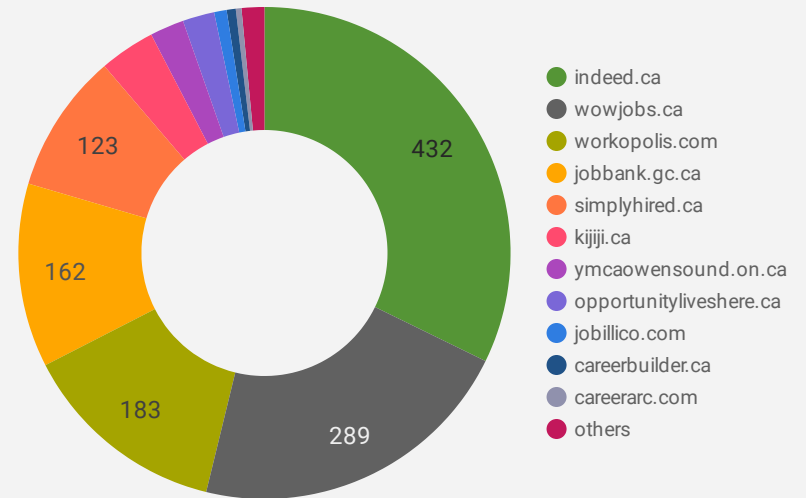
## JOB POSTINGS BY JOB BOARD

What share of unique job postings appear on each job board?



## COMPANIES BY JOB BOARD

What share of unique job postings appear on each job board?



## JOB POSTING DETAILS BY JOB BOARD

How does job posting activity differ by job board?

	JOB BOARD	POSTING COUNT	AVG POSTING LENGTH IN DAYS	MEDIAN POSTING LENGTH IN DAYS	# OF COMPANIES
1.	indeed.ca	697	64	48	432
2.	wowjobs.ca	473	15	16	289
3.	jobbank.gc.ca	287	33	20.5	162
4.	workopolis.com	283	15	15	183
5.	simplyhired.ca	174	16	16	123
6.	jobillico.com	144	16	11	11
7.	ymcaowensound.on.ca	119	26	25	30
8.	kijiji.ca	78	15	15	49
9.	gbhs.on.ca	58	20	18	1
10.	recruiting2.ultipro.com	54	30	19.5	1
11.	careerarc.com	38	29	30	5
12.	opportunityliveshere.ca	37	46	30.5	28
13.	grey.ca	35	110	87	1
14.	careerbuilder.ca	23	14	14	8
15.	localwork.ca	11	27	31	3
16.	owensound.ca	7	10	10	1
17.	nuclearcareers.ca	5	14	14	1