

JOB DEMAND REPORT

JANUARY 2021

Job posting data collected by the connect2JOBS.ca from job boards and employer websites who recruit candidates in Bruce, Grey, Huron and Perth counties.

HIGHLIGHTS

JOB POSTINGS BY THE NUMBERS

TOTAL ACTIVE	NEW THIS MONTH	COMPANIES	JOB BOARDS
2,529	1,380	924	28

OF DAYS POSTED

AVERAGE	MEDIAN
35	16

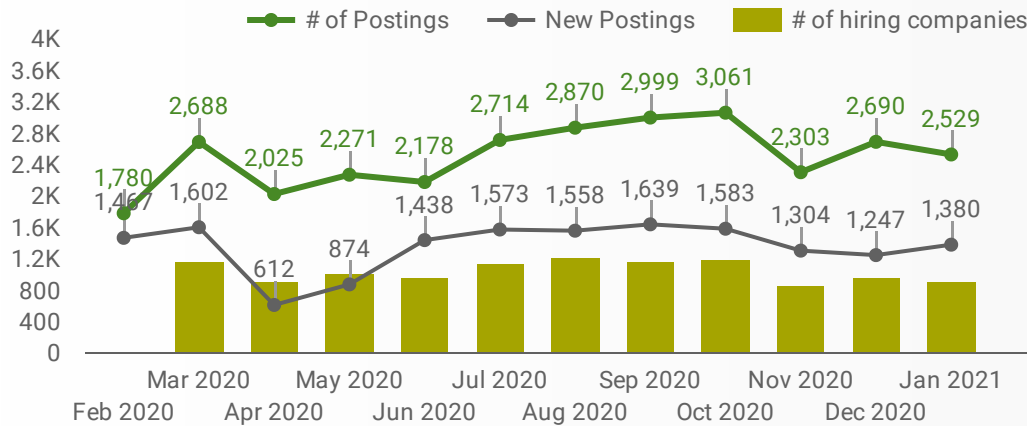
REPORT BUILDER

The default filter selection below will show all job demand data for the month. You can use the filters to create a customized report for the purpose of understanding a subset of the data.

MUNICIPALITY	COUNTY	JOB TYPE
JOB DURATION	ADDITIONAL LANGUA...	QUICK FIND
JOB BOARD	SKILL LEVEL	
SKILL TYPE NAME / 1-DIGIT NATIONAL OCCUPATIONAL CLASSIFICATION CODE		
MAJOR GROUP / 2-DIGIT NATIONAL OCCUPATIONAL CLASSIFICATION CODE		
MINOR GROUP / 3-DIGIT NATIONAL OCCUPATIONAL CLASSIFICATION CODE		
UNIT GROUP / 4-DIGIT NATIONAL OCCUPATIONAL CLASSIFICATION CODE		
COMPANY OR EMPLOYMENT AGENCY		

JOB POSTINGS BY MONTH

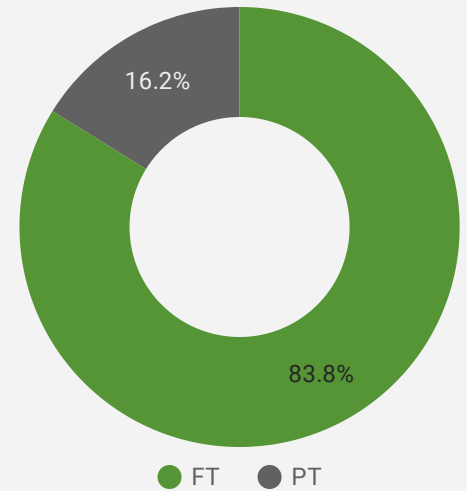
How many job postings were active for at least 1 day this month?



NOTE: This graph cannot be filtered using the controls on the cover page

JOB TYPE

Full-time vs Part-time



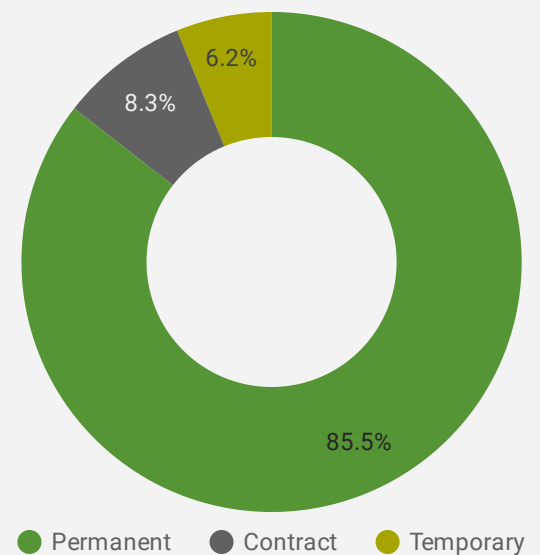
JOB POSTINGS BY REGION

Where are job opportunities being offered?

	MUNICIPALITY	POSTING COUNT	AVG POSTING LENGTH IN DAYS	MEDIAN POSTING LENGTH IN DAYS
1.	City of Owen Sound	535	33.4	16
2.	City of Stratford	419	39.2	26
3.	Municipality of North Perth	140	57.3	26
4.	Town of Hanover	136	32.1	26
5.	Town of Goderich	124	20.7	15
6.	Town of Saugeen Shores	115	24.5	16
7.	Municipality of Kincardine	112	38.6	26
8.	Town of The Blue Mountains	88	38.3	26
9.	Town of St. Marys	84	30.0	16

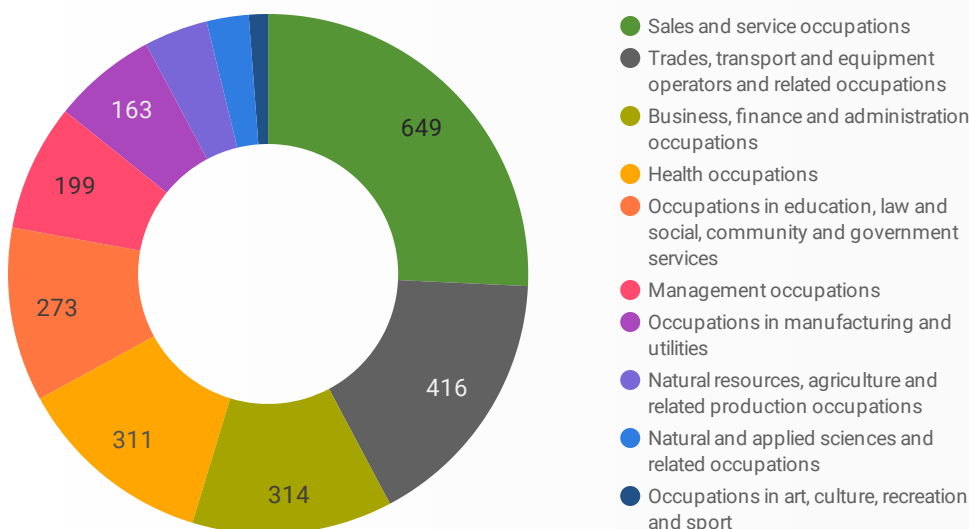
JOB DURATION

Permanency of jobs posted



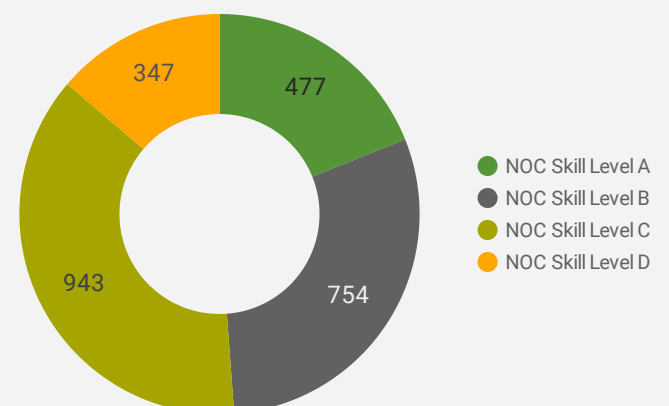
JOB POSTINGS BY SKILL TYPE

What skill type is being recruited?



JOB POSTINGS BY SKILL LEVEL

What education do occupations typically require?



Skill Level A = Usually University education | Skill Level B = Usually College education or Apprenticeship training | Skill Level C = Usually Secondary education or occupation-specific training | Skill Level D = Usually on-the-job training

TOP OCCUPATIONS

What kind of jobs are in-demand?

	4 DIGIT NOC NAME	POSTINGS COUNT
1.	Home support workers, housekeepers and related occupations	154
2.	Retail salespersons	124
3.	Registered nurses and registered psychiatric nurses	102
4.	Delivery and courier service drivers	71
5.	Light duty cleaners	71
6.	Material handlers	68
7.	Cooks	62
8.	Food counter attendants, kitchen helpers and related support occupations	62
9.	Licensed practical nurses	56
10.	Other customer and information services representatives	55
11.	General farm workers	52
12.	Retail and wholesale trade managers	50
13.	Administrative assistants	49
14.	Social and community service workers	40
15.	Transport truck drivers	40
16.	Restaurant and food service managers	35
17.	Retail and wholesale buyers	31
18.	Other labourers in processing, manufacturing and utilities	30
19.	Carpenters	30
20.	Cashiers	30
21.	Janitors, caretakers and building superintendents	29
22.	Labourers in food and beverage processing	27
23.	Data entry clerks	25
24.	Retail sales supervisors	24
25.	Other assisting occupations in support of health services	22
26.	Early childhood educators and assistants	22
27.	Program leaders and instructors in recreation, sport and fitness	19
28.	Accounting technicians and bookkeepers	19
29.	Agricultural service contractors, farm supervisors and specialized livestock workers	19

TOP EMPLOYERS/AGENCIES

Who is hiring?

	COMPANY	POSTINGS COUNT
1.	Huron Perth Healthcare Alliance (HPHA)	177
2.	YMCA of Owen Sound Grey Bruce	70
3.	Grey Bruce Health Services- Owen Sound	45
4.	CareerJet	42
5.	County of Grey	37
6.	Walmart Canada	37
7.	Godfathers Pizza - Tri Group Management	36
8.	Boshart Industries Inc.	35
9.	UPS - Owen Sound	33
10.	Canadian Tire	25
11.	Dollarama	22
12.	VON Canada	21
13.	McDonald's Restaurants	21
14.	We Check	19
15.	CarePartners	18
16.	Chippewas of Nawash Unceded First Nation	18
17.	LISTOWEL WINGHAM HOSPITALS ALLIANCE	17
18.	Kijiji Jobs	16
19.	The Corporation of the County of Bruce	15
20.	One Care Home & Community Support Services	15
21.	Camp Menesetung	14
22.	Canada Post - Postes Canada	13
23.	The Agency	12
24.	A&W - Hanover Mount Forest Owen Sound Listowel Exeter	11
25.	City of Owen Sound	11
26.	Blue Mountain Resort	11

OCCUPATIONS BY FREQUENCY & LENGTH OF JOB POSTINGS

What jobs are hard to fill and/or in-demand?

	4 DIGIT NOC	4 DIGIT NOC NAME	SKILL LEVEL	POSTING COUNT	AVG POSTING LENGTH IN DAYS	MEDIAN POSTING LENGTH IN DAYS
1.	4412	Home support workers, housekeepers and related occupations	NOC Skill Level C	154	41	25
2.	6421	Retail salespersons	NOC Skill Level C	124	37	16
3.	3012	Registered nurses and registered psychiatric nurses	NOC Skill Level A	102	24	16
4.	7514	Delivery and courier service drivers	NOC Skill Level C	71	19	15
5.	6731	Light duty cleaners	NOC Skill Level D	71	32	16
6.	7452	Material handlers	NOC Skill Level C	68	24	16
7.	6322	Cooks	NOC Skill Level B	62	32	26
8.	6711	Food counter attendants, kitchen helpers and related support occupations	NOC Skill Level D	62	30	26
9.	3233	Licensed practical nurses	NOC Skill Level B	56	26	20
10.	6552	Other customer and information services representatives	NOC Skill Level C	55	39	16
11.	8431	General farm workers	NOC Skill Level C	52	43	28.5
12.	621	Retail and wholesale trade managers	NOC Skill Level A	50	26	16
13.	1241	Administrative assistants	NOC Skill Level B	49	28	16
14.	4212	Social and community service workers	NOC Skill Level B	40	24	16
15.	7511	Transport truck drivers	NOC Skill Level C	40	37	25
16.	631	Restaurant and food service managers	NOC Skill Level A	35	20	19.5
17.	6222	Retail and wholesale buyers	NOC Skill Level B	31	24	16
18.	9619	Other labourers in processing, manufacturing and utilities	NOC Skill Level D	30	20	16
19.	7271	Carpenters	NOC Skill Level B	30	27	16
20.	6611	Cashiers	NOC Skill Level D	30	24	15
21.	6733	Janitors, caretakers and building superintendents	NOC Skill Level D	29	37	24
22.	9617	Labourers in food and beverage processing	NOC Skill Level D	27	61	36
23.	1422	Data entry clerks	NOC Skill Level C	25	23	16
24.	6211	Retail sales supervisors	NOC Skill Level B	24	61	26
25.	3414	Other assisting occupations in support of health services	NOC Skill Level C	22	18	16
26.	4214	Early childhood educators and assistants	NOC Skill Level B	22	26	16
27.	5254	Program leaders and instructors in recreation, sport and fitness	NOC Skill Level B	19	30	16
28.	8252	Agricultural service contractors, farm supervisors and specialized livestock workers	NOC Skill Level B	19	36	23
29.	1311	Accounting technicians and bookkeepers	NOC Skill Level B	19	28	26

JOB POSTINGS BY 3-DIGIT NATIONAL OCCUPATION CLASSIFICATION

What jobs are hard to fill and/or in-demand?

	3 DIGIT NOC	3 DIGIT NOC NAME	SKILL LEVEL	POSTING COUNT	AVG POSTING LENGTH IN DAYS	MEDIAN POSTING LENGTH IN DAYS
1.	441	Home care providers and educational support occupations	NOC Skill Level C	163	42	25
2.	751	Motor vehicle and transit drivers	NOC Skill Level C	128	24	16
3.	642	Retail salespersons	NOC Skill Level C	124	37	16
4.	301	Professional occupations in nursing	NOC Skill Level A	116	27	16
5.	673	Cleaners	NOC Skill Level D	105	36	20
6.	961	Labourers in processing, manufacturing and utilities	NOC Skill Level D	79	39	26
7.	745	Longshore workers and material handlers	NOC Skill Level C	68	24	16
8.	632	Chefs and cooks	NOC Skill Level B	67	33	26
9.	655	Customer and information services representatives	NOC Skill Level C	67	36	16
10.	124	Office administrative assistants - general, legal and medical	NOC Skill Level B	67	26	16
11.	421	Paraprofessional occupations in legal, social, community and education services	NOC Skill Level B	65	24	16

1 - 50 / 120 < >

JOB POSTINGS BY 2-DIGIT NATIONAL OCCUPATION CLASSIFICATION

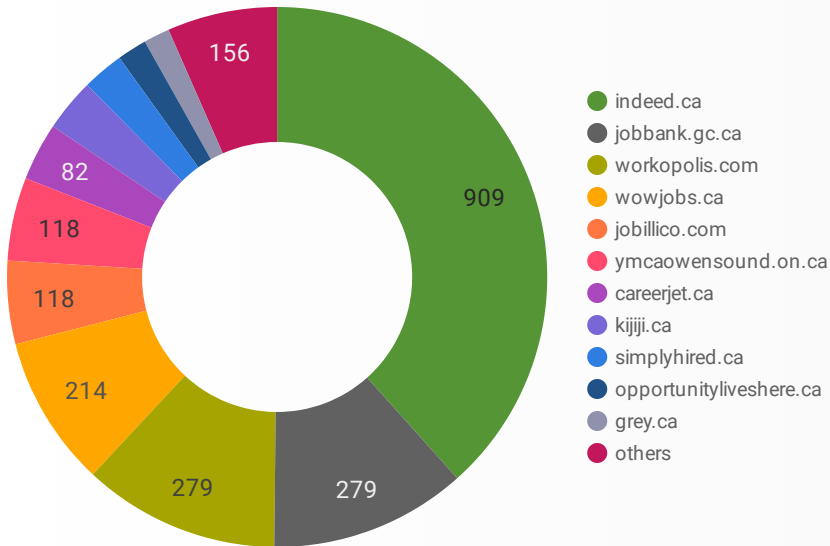
What jobs are hard to fill and/or in-demand?

	2 DIGIT NOC	2 DIGIT NOC NAME	SKILL LEVEL	POSTING COUNT	AVG POSTING LENGTH IN DAYS	MEDIAN POSTING LENGTH IN DAYS
1.	67	Service support and other service occupations, n.e.c.	NOC Skill Level D	180	34	26
2.	44	Care providers and educational, legal and public protection support occupations	NOC Skill Level C	164	41	25
3.	75	Transport and heavy equipment operation and related maintenance occupations	NOC Skill Level C	151	31	16
4.	64	Sales representatives and salespersons - wholesale and retail trade	NOC Skill Level C	124	37	16
5.	12	Administrative and financial supervisors and administrative occupations	NOC Skill Level B	123	37	16
6.	65	Service representatives and other customer and personal services occupations	NOC Skill Level C	117	34	17
7.	30	Professional occupations in nursing	NOC Skill Level A	116	27	16
8.	72	Industrial, electrical and construction trades	NOC Skill Level B	113	46	22.5
9.	63	Service supervisors and specialized service occupations	NOC Skill Level B	111	37	26
10.	32	Technical occupations in health	NOC Skill Level B	93	31	16
11.	06	Middle management occupations in retail and wholesale trade and	NOC Skill Level A	90	24	16

1 - 45 / 45 < >

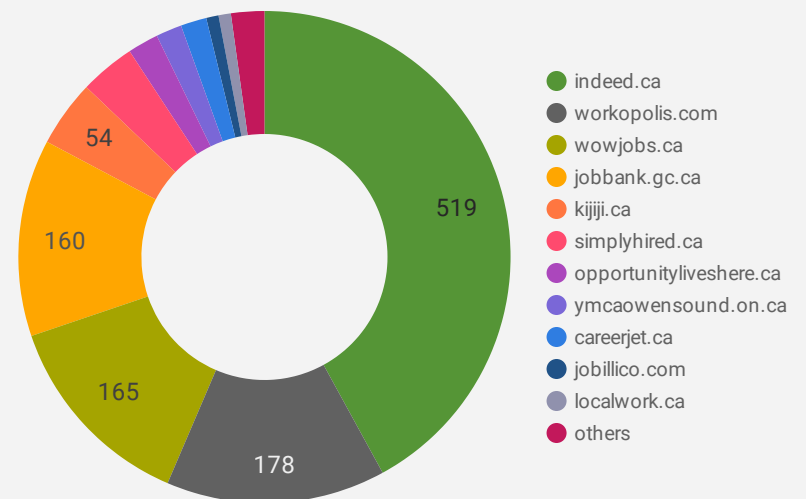
JOB POSTINGS BY JOB BOARD

What share of unique job postings appear on each job board?



COMPANIES BY JOB BOARD

What share of unique job postings appear on each job board?



JOB POSTING DETAILS BY JOB BOARD

How does job posting activity differ by job board?

	JOB BOARD	POSTING COUNT	AVG POSTING LENGTH IN DAYS	MEDIAN POSTING LENGTH IN DAYS	# OF COMPANIES
1.	indeed.ca	909	57	26	519
2.	jobbank.gc.ca	279	39	28.5	160
3.	workopolis.com	279	15	15	178
4.	wowjobs.ca	214	17	16	165
5.	jobillico.com	118	15	11	10
6.	ymcaowensound.on.ca	118	30	23	21
7.	careerjet.ca	82	5	4	21
8.	kijiji.ca	75	15	15	54
9.	simplyhired.ca	59	15	16	45
10.	opportunityliveshere.ca	42	37	30	25
11.	grey.ca	37	113	91.5	1
12.	careerarc.com	31	43	30	5
13.	gbhs.on.ca	30	48	50	1
14.	careerbuilder.ca	26	14	13	8
15.	localwork.ca	14	13	8.5	10
16.	recruiting2.ultipro.com	8	26	25	1
17.	brockton.ca	8	8	1	1