

JOB DEMAND REPORT

FEBRUARY 2021

Job posting data collected by the connect2JOBS.ca from job boards and employer websites who recruit candidates in Bruce, Grey, Huron and Perth counties.

HIGHLIGHTS

JOB POSTINGS BY THE NUMBERS

TOTAL ACTIVE	NEW THIS MONTH	COMPANIES	JOB BOARDS
2,837	1,541	1,106	34

OF DAYS POSTED

AVERAGE	MEDIAN
22.4	25

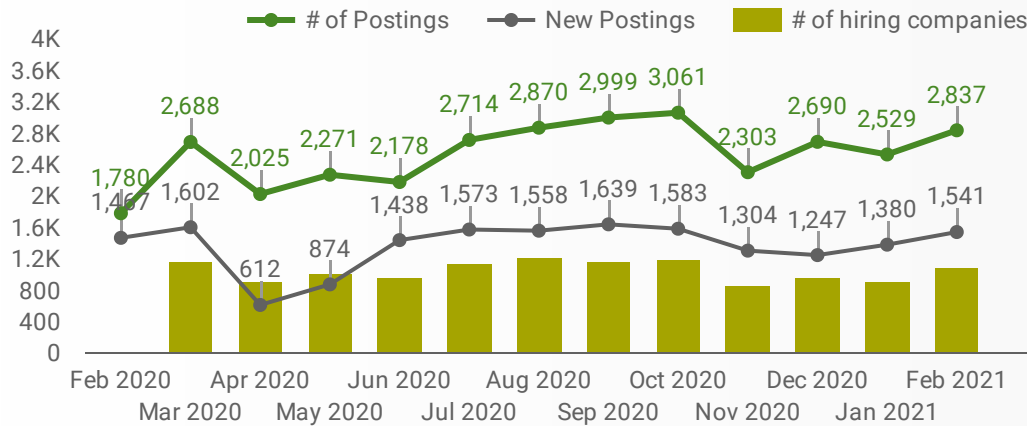
REPORT BUILDER

The default filter selection below will show all job demand data for the month. You can use the filters to create a customized report for the purpose of understanding a subset of the data.

MUNICIPALITY	COUNTY	JOB TYPE
JOB DURATION	ADDITIONAL LANGUA...	QUICK FIND
JOB BOARD	SKILL LEVEL	
SKILL TYPE NAME / 1-DIGIT NATIONAL OCCUPATIONAL CLASSIFICATION CODE		
MAJOR GROUP / 2-DIGIT NATIONAL OCCUPATIONAL CLASSIFICATION CODE		
MINOR GROUP / 3-DIGIT NATIONAL OCCUPATIONAL CLASSIFICATION CODE		
UNIT GROUP / 4-DIGIT NATIONAL OCCUPATIONAL CLASSIFICATION CODE		
COMPANY OR EMPLOYMENT AGENCY		

JOB POSTINGS BY MONTH

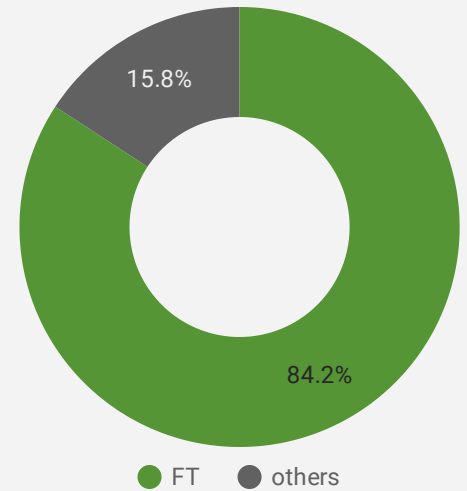
How many job postings were active for at least 1 day this month?



NOTE: This graph cannot be filtered using the controls on the cover page

JOB TYPE

Full-time vs Part-time



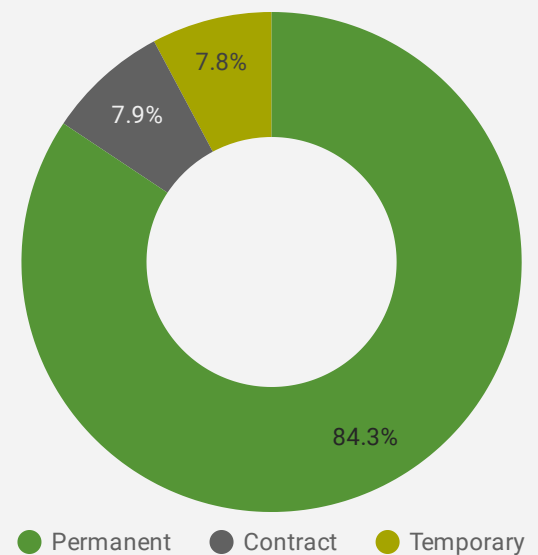
JOB POSTINGS BY REGION

Where are job opportunities being offered?

	MUNICIPALITY	POSTING COUNT	AVG POSTING LENGTH IN DAYS	MEDIAN POSTING LENGTH IN DAYS
1.	City of Owen Sound	627	18.8	16
2.	City of Stratford	471	24.5	26
3.	Town of Hanover	159	32.0	26
4.	Municipality of North Perth	129	23.3	26
5.	Town of Saugeen Shores	127	19.1	16
6.	Town of Goderich	115	21.4	25
7.	Town of The Blue Mountains	99	23.7	25
8.	Town of South Bruce Peninsula	98	19.5	25

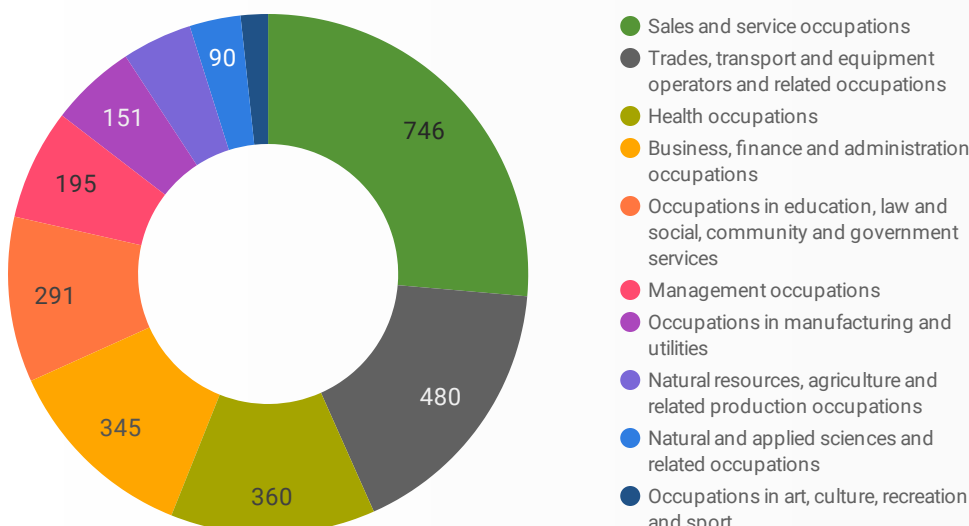
JOB DURATION

Permanency of jobs posted



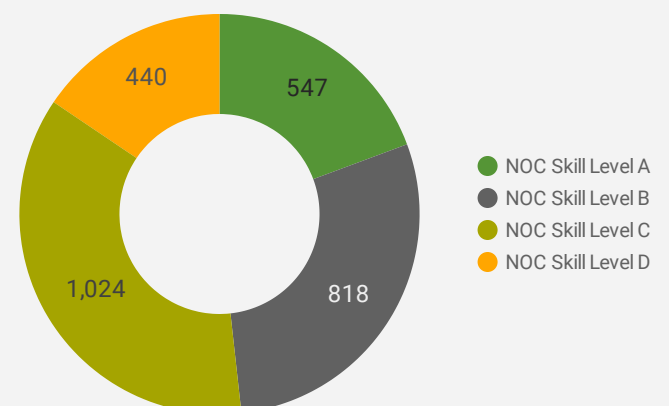
JOB POSTINGS BY SKILL TYPE

What skill type is being recruited?



JOB POSTINGS BY SKILL LEVEL

What education do occupations typically require?



Skill Level A = Usually University education | Skill Level B = Usually College education or Apprenticeship training | Skill Level C = Usually Secondary education or occupation-specific training | Skill Level D = Usually on-the-job training

TOP OCCUPATIONS

What kind of jobs are in-demand?

	4 DIGIT NOC NAME	POSTINGS COUNT
1.	Home support workers, housekeepers and related occupations	151
2.	Retail salespersons	150
3.	Registered nurses and registered psychiatric nurses	110
4.	Licensed practical nurses	80
5.	Delivery and courier service drivers	80
6.	Material handlers	76
7.	Food counter attendants, kitchen helpers and related support occupations	75
8.	Cooks	72
9.	Light duty cleaners	64
10.	Other customer and information services representatives	62
11.	Transport truck drivers	59
12.	Administrative assistants	53
13.	Retail and wholesale trade managers	46
14.	General farm workers	45
15.	Construction trades helpers and labourers	42
16.	Landscaping and grounds maintenance labourers	40
17.	Janitors, caretakers and building superintendents	35
18.	Social and community service workers	34
19.	Restaurant and food service managers	32
20.	Cashiers	32
21.	Carpenters	32
22.	Program leaders and instructors in recreation, sport and fitness	32
23.	Other labourers in processing, manufacturing and utilities	30
24.	Security guards and related security service occupations	29
25.	Early childhood educators and assistants	29
26.	Labourers in food and beverage processing	26
27.	Nurse aides, orderlies and patient service associates	24
28.	Retail and wholesale buyers	22
29.	Operators and attendants in amusement, recreation and sport	21

TOP EMPLOYERS/AGENCIES

Who is hiring?

	COMPANY	POSTINGS COUNT
1.	Huron Perth Healthcare Alliance (HPHA)	167
2.	CareerJet	122
3.	Grey Bruce Health Services- Owen Sound	79
4.	YMCA of Owen Sound Grey Bruce	66
5.	CarePartners	31
6.	Godfathers Pizza - Tri Group Management	30
7.	VPI Working Solutions-Walkerton	26
8.	County of Grey	22
9.	The Corporation of the County of Bruce	22
10.	VON Canada	21
11.	Boshart Industries Inc.	20
12.	Canada Post - Postes Canada	19
13.	Walmart Canada	19
14.	UPS - Owen Sound	18
15.	Kijiji Jobs	16
16.	Community Living Owen Sound and District	15
17.	Bluewater District School Board	15
18.	LISTOWEL WINGHAM HOSPITALS ALLIANCE	15
19.	Dollarama	14
20.	Chippewas of Nawash Unceded First Nation	13
21.	Canadian Tire	13
22.	Recipe Unlimited Corporation	13
23.	Hutten & Co. Land and Shore	12
24.	Town of Hanover	12
25.	CMHA Grey Bruce	12

OCCUPATIONS BY FREQUENCY & LENGTH OF JOB POSTINGS

What jobs are hard to fill and/or in-demand?

	4 DIGIT NOC	4 DIGIT NOC NAME	SKILL LEVEL	POSTING COUNT	AVG POSTING LENGTH IN DAYS	MEDIAN POSTING LENGTH IN DAYS
1.	4412	Home support workers, housekeepers and related occupations	NOC Skill Level C	151	22	25
2.	6421	Retail salespersons	NOC Skill Level C	150	20	16
3.	3012	Registered nurses and registered psychiatric nurses	NOC Skill Level A	110	19	16
4.	7514	Delivery and courier service drivers	NOC Skill Level C	80	16	15.5
5.	3233	Licensed practical nurses	NOC Skill Level B	80	21	16
6.	7452	Material handlers	NOC Skill Level C	76	22	26
7.	6711	Food counter attendants, kitchen helpers and related support occupations	NOC Skill Level D	75	23	20
8.	6322	Cooks	NOC Skill Level B	72	23	25
9.	6731	Light duty cleaners	NOC Skill Level D	64	26	26
10.	6552	Other customer and information services representatives	NOC Skill Level C	62	24	26
11.	7511	Transport truck drivers	NOC Skill Level C	59	24	25
12.	1241	Administrative assistants	NOC Skill Level B	53	20	26
13.	621	Retail and wholesale trade managers	NOC Skill Level A	46	19	21
14.	8431	General farm workers	NOC Skill Level C	45	31	26
15.	7611	Construction trades helpers and labourers	NOC Skill Level D	42	22	25
16.	8612	Landscaping and grounds maintenance labourers	NOC Skill Level D	40	26	25
17.	6733	Janitors, caretakers and building superintendents	NOC Skill Level D	35	22	26
18.	4212	Social and community service workers	NOC Skill Level B	34	21	25
19.	7271	Carpenters	NOC Skill Level B	32	24	25
20.	6611	Cashiers	NOC Skill Level D	32	19	25
21.	631	Restaurant and food service managers	NOC Skill Level A	32	41	26
22.	5254	Program leaders and instructors in recreation, sport and fitness	NOC Skill Level B	32	20	26
23.	9619	Other labourers in processing, manufacturing and utilities	NOC Skill Level D	30	31	26
24.	6541	Security guards and related security service occupations	NOC Skill Level C	29	17	16
25.	4214	Early childhood educators and assistants	NOC Skill Level B	29	20	16
26.	9617	Labourers in food and beverage processing	NOC Skill Level D	26	32	26
27.	3413	Nurse aides, orderlies and patient service associates	NOC Skill Level C	24	23	26
28.	6222	Retail and wholesale buyers	NOC Skill Level B	22	21	26
29.	6722	Operators and attendants in amusement, recreation and sport	NOC Skill Level D	21	22	20
30.	1111	Other financial officers	NOC Skill Level A	20	11	11.5

JOB POSTINGS BY 3-DIGIT NATIONAL OCCUPATION CLASSIFICATION

What jobs are hard to fill and/or in-demand?

	3 DIGIT NOC	3 DIGIT NOC NAME	SKILL LEVEL	POSTING COUNT	AVG POSTING LENGTH IN DAYS	MEDIAN POSTING LENGTH IN DAYS
1.	441	Home care providers and educational support occupations	NOC Skill Level C	165	22	25
2.	642	Retail salespersons	NOC Skill Level C	150	20	16
3.	751	Motor vehicle and transit drivers	NOC Skill Level C	150	19	16
4.	301	Professional occupations in nursing	NOC Skill Level A	119	20	16
5.	673	Cleaners	NOC Skill Level D	106	24	26
6.	323	Other technical occupations in health care	NOC Skill Level B	89	23	16.5
7.	961	Labourers in processing, manufacturing and utilities	NOC Skill Level D	78	30	26
8.	745	Longshore workers and material handlers	NOC Skill Level C	76	22	26
9.	632	Chefs and cooks	NOC Skill Level B	75	23	25
10.	655	Customer and information services representatives	NOC Skill Level C	75	23	26
11.	671	Food counter attendants, kitchen helpers and related support occupations	NOC Skill Level D	75	23	20

1 - 50 / 122 < >

JOB POSTINGS BY 2-DIGIT NATIONAL OCCUPATION CLASSIFICATION

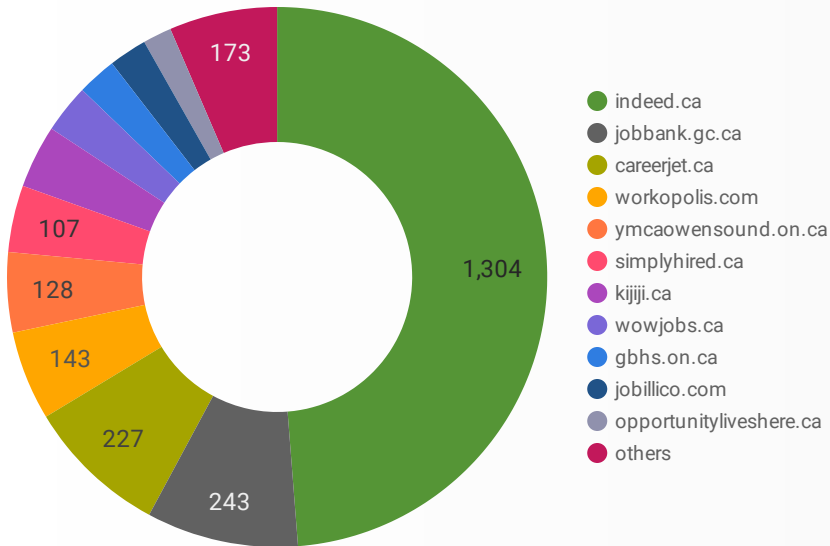
What jobs are hard to fill and/or in-demand?

	2 DIGIT NOC	2 DIGIT NOC NAME	SKILL LEVEL	POSTING COUNT	AVG POSTING LENGTH IN DAYS	MEDIAN POSTING LENGTH IN DAYS
1.	67	Service support and other service occupations, n.e.c.	NOC Skill Level D	205	24	26
2.	75	Transport and heavy equipment operation and related maintenance occupations	NOC Skill Level C	180	19	17
3.	44	Care providers and educational, legal and public protection support occupations	NOC Skill Level C	166	22	25
4.	64	Sales representatives and salespersons - wholesale and retail trade	NOC Skill Level C	154	20	16
5.	65	Service representatives and other customer and personal services occupations	NOC Skill Level C	152	21	25
6.	63	Service supervisors and specialized service occupations	NOC Skill Level B	123	28	26
7.	32	Technical occupations in health	NOC Skill Level B	121	24	16
8.	12	Administrative and financial supervisors and administrative occupations	NOC Skill Level B	120	24	26
9.	30	Professional occupations in nursing	NOC Skill Level A	119	20	16
10.	72	Industrial, electrical and construction trades	NOC Skill Level B	117	22	25
11.	74	Other installers, repairers and servicers and material handlers	NOC Skill Level C	87	22	26

1 - 45 / 45 < >

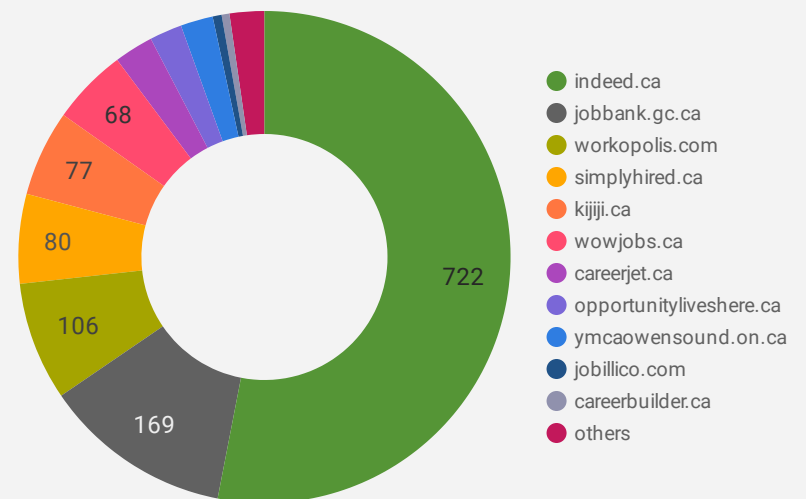
JOB POSTINGS BY JOB BOARD

What share of unique job postings appear on each job board?



COMPANIES BY JOB BOARD

What share of unique job postings appear on each job board?



JOB POSTING DETAILS BY JOB BOARD

How does job posting activity differ by job board?

	JOB BOARD	POSTING COUNT	AVG POSTING LENGTH IN DAYS	MEDIAN POSTING LENGTH IN DAYS	# OF COMPANIES
1.	indeed.ca	1,304	26	26	722
2.	jobbank.gc.ca	243	30	20	169
3.	careerjet.ca	227	8	4	35
4.	workopolis.com	143	15	15	106
5.	ymcaowensound.on.ca	128	36	24	29
6.	simplyhired.ca	107	19	16	80
7.	kijiji.ca	101	15	15	77
8.	wowjobs.ca	78	17	16	68
9.	gbhs.on.ca	63	42	13	1
10.	jobillico.com	61	14	12	8
11.	opportunityliveshere.ca	46	24	31	29
12.	careerarc.com	46	24	15	6
13.	grey.ca	21	18	18	1
14.	careerbuilder.ca	16	17	18	7
15.	northbrucepeninsula.ca	11	1	1	1
16.	recruiting2.ultipro.com	10	34	8	1
17.	huroncounty.ca	10	27	30	1