

JOB DEMAND REPORT

March 2021

Job posting data collected by the connect2JOBS.ca from job boards and employer websites who recruit candidates in Bruce, Grey, Huron and Perth counties.

HIGHLIGHTS

JOB POSTINGS BY THE NUMBERS

TOTAL ACTIVE	NEW THIS MONTH	COMPANIES	JOB BOARDS
4,290	2,615	1,563	38

OF DAYS POSTED

AVERAGE	MEDIAN
21.8	25

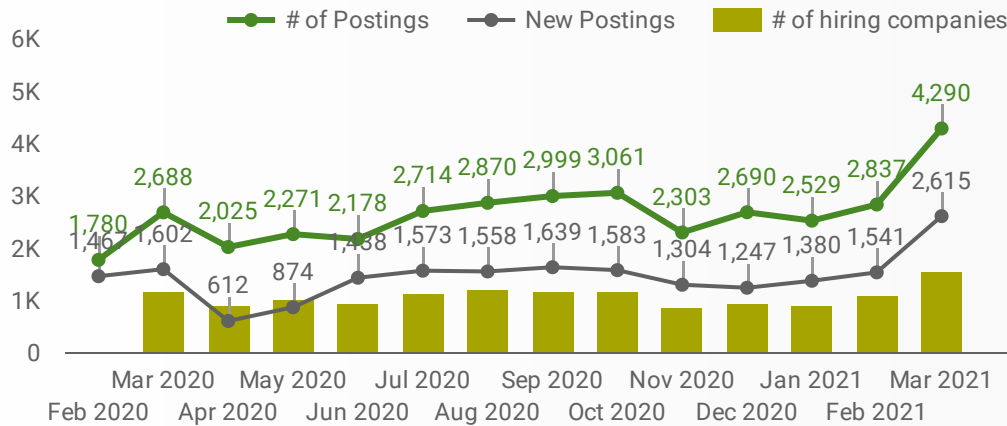
REPORT BUILDER

The default filter selection below will show all job demand data for the month. You can use the filters to create a customized report for the purpose of understanding a subset of the data.

MUNICIPALITY	COUNTY	JOB TYPE
JOB DURATION	ADDITIONAL LANGUA...	QUICK FIND
JOB BOARD	SKILL LEVEL	
SKILL TYPE NAME / 1-DIGIT NATIONAL OCCUPATIONAL CLASSIFICATION CODE		
MAJOR GROUP / 2-DIGIT NATIONAL OCCUPATIONAL CLASSIFICATION CODE		
MINOR GROUP / 3-DIGIT NATIONAL OCCUPATIONAL CLASSIFICATION CODE		
UNIT GROUP / 4-DIGIT NATIONAL OCCUPATIONAL CLASSIFICATION CODE		
COMPANY OR EMPLOYMENT AGENCY		

JOB POSTINGS BY MONTH

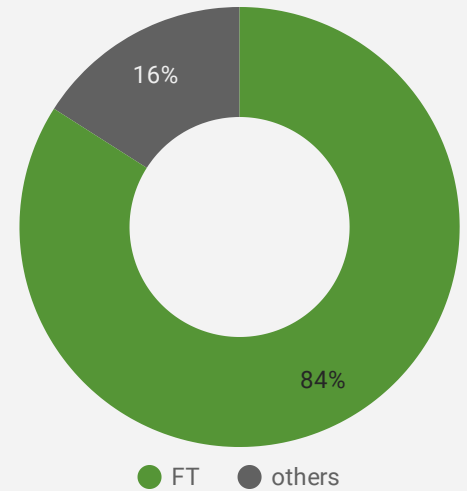
How many job postings were active for at least 1 day this month?



NOTE: This graph cannot be filtered using the controls on the cover page

JOB TYPE

Full-time vs Part-time



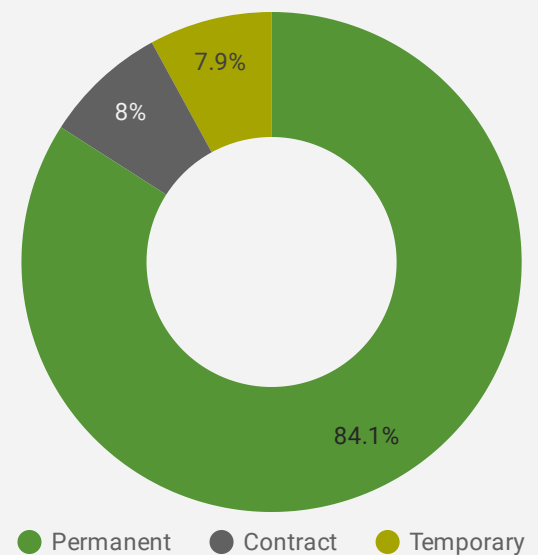
JOB POSTINGS BY REGION

Where are job opportunities being offered?

	MUNICIPALITY	POSTING COUNT	AVG POSTING LENGTH IN DAYS	MEDIAN POSTING LENGTH IN DAYS
1.	City of Owen Sound	899	21.2	25
2.	City of Stratford	703	23.6	25
3.	Municipality of Kincardine	222	21.3	25
4.	Town of The Blue Mountains	214	19.3	21
5.	Municipality of North Perth	197	22.7	25
6.	Town of Hanover	193	22.6	25
7.	Town of Goderich	181	18.8	16
8.	Town of Saugeen Shores	151	22.5	25
9.	Municipality of South Huron	146	23.8	25

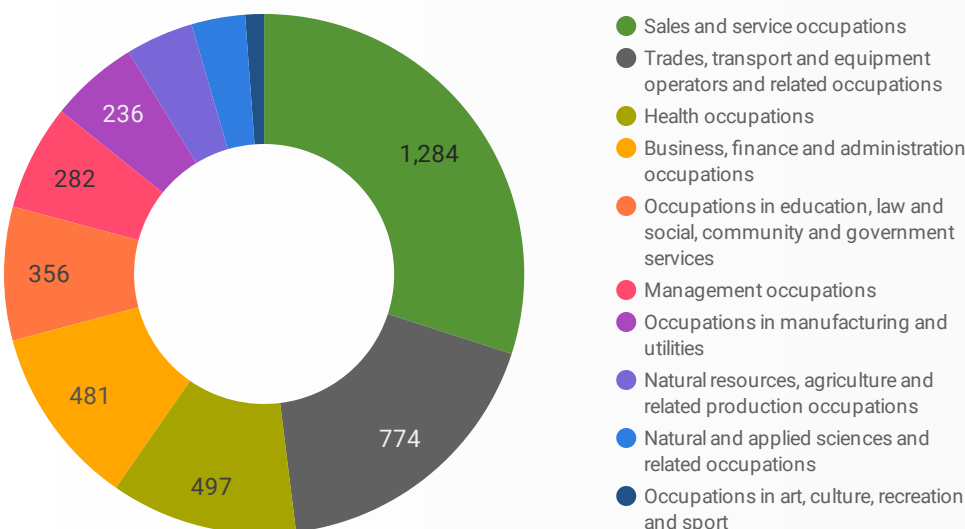
JOB DURATION

Permanency of jobs posted



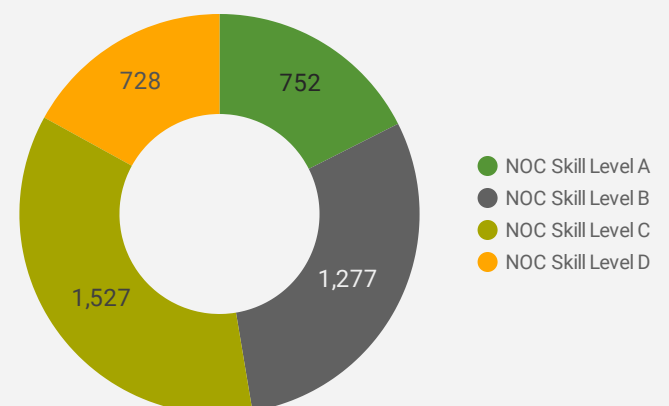
JOB POSTINGS BY SKILL TYPE

What skill type is being recruited?



JOB POSTINGS BY SKILL LEVEL

What education do occupations typically require?



Skill Level A = Usually University education | Skill Level B = Usually College education or Apprenticeship training | Skill Level C = Usually Secondary education or occupation-specific training | Skill Level D = Usually on-the-job training

TOP OCCUPATIONS

What kind of jobs are in-demand?

	4 DIGIT NOC NAME	POSTINGS COUNT
1.	Retail salespersons	234
2.	Home support workers, housekeepers and related occupations	178
3.	Registered nurses and registered psychiatric nurses	147
4.	Cooks	145
5.	Light duty cleaners	131
6.	Other customer and information services representatives	112
7.	Food counter attendants, kitchen helpers and related support occupations	112
8.	Material handlers	101
9.	Delivery and courier service drivers	99
10.	Licensed practical nurses	96
11.	Transport truck drivers	93
12.	Administrative assistants	83
13.	Construction trades helpers and labourers	82
14.	Landscaping and grounds maintenance labourers	70
15.	Retail and wholesale trade managers	59
16.	Nurse aides, orderlies and patient service associates	55
17.	General farm workers	54
18.	Food and beverage servers	50
19.	Restaurant and food service managers	48
20.	Cashiers	46
21.	Janitors, caretakers and building superintendents	43
22.	Carpenters	42
23.	Social and community service workers	40
24.	Store shelf stockers, clerks and order fillers	40
25.	Other labourers in processing, manufacturing and utilities	36
26.	Retail and wholesale buyers	35
27.	Operators and attendants in amusement, recreation and sport	31
28.	Early childhood educators and assistants	31
29.	Heavy equipment operators (except crane)	30
30.	Professional occupations in education, media and	28

TOP EMPLOYERS/AGENCIES

Who is hiring?

	COMPANY	POSTINGS COUNT
1.	Huron Perth Healthcare Alliance (HPHA)	236
2.	CareerJet	189
3.	Grey Bruce Health Services- Owen Sound	111
4.	YMCA of Owen Sound Grey Bruce	94
5.	Kijiji Jobs	47
6.	Blue Mountain Resort	35
7.	County of Grey	34
8.	VPI Working Solutions-Walkerton	34
9.	Godfathers Pizza - Tri Group Management	34
10.	Boshart Industries Inc.	33
11.	Southbridge Care Homes	27
12.	CarePartners	25
13.	Alterra Mountain	24
14.	LISTOWEL WINGHAM HOSPITALS ALLIANCE	23
15.	McDonald's Restaurants	22
16.	VON Canada	22
17.	Bluewater District School Board	21
18.	County of Perth	21
19.	Stratford Festival	18
20.	County of Huron	18
21.	Canada Post - Postes Canada	17
22.	The Municipality of North Perth	16
23.	Home Depot of Canada Inc.	15
24.	Hensall Co-operative	15
25.	Canadian Tire	15
26.	CMHA Grey Bruce	15
27.	Ice River Springs Water Co.	15

OCCUPATIONS BY FREQUENCY & LENGTH OF JOB POSTINGS

What jobs are hard to fill and/or in-demand?

	4 DIGIT NOC	4 DIGIT NOC NAME	SKILL LEVEL	POSTING COUNT	AVG POSTING LENGTH IN DAYS	MEDIAN POSTING LENGTH IN DAYS
1.	6421	Retail salespersons	NOC Skill Level C	234	19.5	25
2.	4412	Home support workers, housekeepers and related occupations	NOC Skill Level C	178	23.0	25
3.	3012	Registered nurses and registered psychiatric nurses	NOC Skill Level A	147	17.1	16
4.	6322	Cooks	NOC Skill Level B	145	24.3	25
5.	6731	Light duty cleaners	NOC Skill Level D	131	21.7	25
6.	6552	Other customer and information services representatives	NOC Skill Level C	112	21.8	25
7.	6711	Food counter attendants, kitchen helpers and related support occupations	NOC Skill Level D	112	23.3	25
8.	7452	Material handlers	NOC Skill Level C	101	22.6	25
9.	7514	Delivery and courier service drivers	NOC Skill Level C	99	19.3	21
10.	3233	Licensed practical nurses	NOC Skill Level B	96	18.8	16
11.	7511	Transport truck drivers	NOC Skill Level C	93	21.7	25
12.	1241	Administrative assistants	NOC Skill Level B	83	20.9	25
13.	7611	Construction trades helpers and labourers	NOC Skill Level D	82	22.3	25
14.	8612	Landscaping and grounds maintenance labourers	NOC Skill Level D	70	24.5	25
15.	621	Retail and wholesale trade managers	NOC Skill Level A	59	21.8	25
16.	3413	Nurse aides, orderlies and patient service associates	NOC Skill Level C	55	20.1	23
17.	8431	General farm workers	NOC Skill Level C	54	28.7	25
18.	6513	Food and beverage servers	NOC Skill Level C	50	21.6	25
19.	631	Restaurant and food service managers	NOC Skill Level A	48	19.5	25
20.	6611	Cashiers	NOC Skill Level D	46	19.8	25
21.	6733	Janitors, caretakers and building superintendents	NOC Skill Level D	43	22.6	25
22.	7271	Carpenters	NOC Skill Level B	42	22.8	20.5
23.	6622	Store shelf stockers, clerks and order fillers	NOC Skill Level D	40	15.5	16
24.	4212	Social and community service workers	NOC Skill Level B	40	23.9	25
25.	9619	Other labourers in processing, manufacturing and utilities	NOC Skill Level D	36	22.3	25
26.	6222	Retail and wholesale buyers	NOC Skill Level B	35	16.5	20.5
27.	6722	Operators and attendants in amusement, recreation and sport	NOC Skill Level D	31	21.4	24
28.	4214	Early childhood educators and assistants	NOC Skill Level B	31	22.1	20
29.	7521	Heavy equipment operators (except crane)	NOC Skill Level C	30	23.5	25
30.	1100	Professional occupations in education, media and culture	NOC Skill Level A	28	26.4	25

JOB POSTINGS BY 3-DIGIT NATIONAL OCCUPATION CLASSIFICATION

What jobs are hard to fill and/or in-demand?

	3 DIGIT NOC	3 DIGIT NOC NAME	SKILL LEVEL	POSTING COUNT	AVG POSTING LENGTH IN DAYS	MEDIAN POSTING LENGTH IN DAYS
1.	642	Retail salespersons	NOC Skill Level C	234	19.5	25
2.	751	Motor vehicle and transit drivers	NOC Skill Level C	212	21.0	25
3.	441	Home care providers and educational support occupations	NOC Skill Level C	205	23.3	25
4.	673	Cleaners	NOC Skill Level D	188	21.7	25
5.	632	Chefs and cooks	NOC Skill Level B	162	24.0	25
6.	301	Professional occupations in nursing	NOC Skill Level A	161	17.5	16
7.	655	Customer and information services representatives	NOC Skill Level C	132	21.3	25
8.	671	Food counter attendants, kitchen helpers and related support occupations	NOC Skill Level D	112	23.3	25
9.	961	Labourers in processing, manufacturing and utilities	NOC Skill Level D	109	23.4	25
10.	323	Other technical occupations in health care	NOC Skill Level B	105	18.9	16
11.	745	Longshore workers and material handlers	NOC Skill Level C	101	22.6	25

1 - 50 / 121 < >

JOB POSTINGS BY 2-DIGIT NATIONAL OCCUPATION CLASSIFICATION

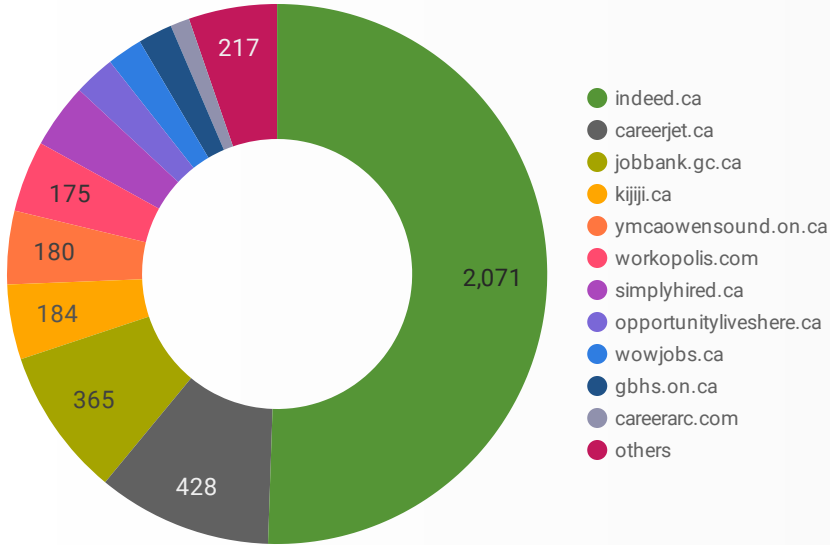
What jobs are hard to fill and/or in-demand?

	2 DIGIT NOC	2 DIGIT NOC NAME	SKILL LEVEL	POSTING COUNT	AVG POSTING LENGTH IN DAYS	MEDIAN POSTING LENGTH IN DAYS
1.	67	Service support and other service occupations, n.e.c.	NOC Skill Level D	338	22.6	25
2.	65	Service representatives and other customer and personal services occupations	NOC Skill Level C	276	21.7	25
3.	75	Transport and heavy equipment operation and related maintenance occupations	NOC Skill Level C	260	21.5	25
4.	64	Sales representatives and salespersons - wholesale and retail trade	NOC Skill Level C	242	19.8	25
5.	63	Service supervisors and specialized service occupations	NOC Skill Level B	233	24.9	25
6.	44	Care providers and educational, legal and public protection support occupations	NOC Skill Level C	207	23.2	25
7.	72	Industrial, electrical and construction trades	NOC Skill Level B	190	22.6	25
8.	12	Administrative and financial supervisors and administrative occupations	NOC Skill Level B	187	22.3	25
9.	30	Professional occupations in nursing	NOC Skill Level A	161	17.5	16
10.	32	Technical occupations in health	NOC Skill Level B	156	20.1	16
11.	74	Other installers, repairers and servicers and material handlers	NOC Skill Level C	129	22.5	25

1 - 45 / 45 < >

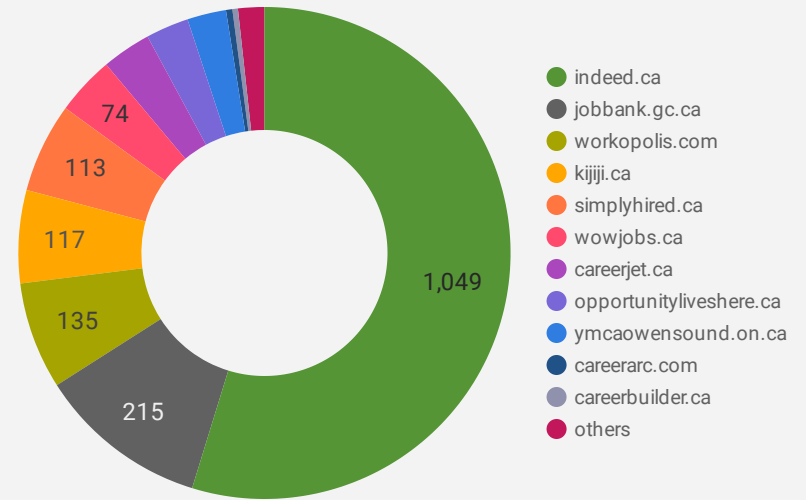
JOB POSTINGS BY JOB BOARD

What share of unique job postings appear on each job board?



COMPANIES BY JOB BOARD

What share of unique job postings appear on each job board?



JOB POSTING DETAILS BY JOB BOARD

How does job posting activity differ by job board?

	JOB BOARD	POSTING COUNT	AVG POSTING LENGTH IN DAYS	MEDIAN POSTING LENGTH IN DAYS	# OF COMPANIES
1.	indeed.ca	2,071	24.9	25	1,049
2.	careerjet.ca	428	12.8	8	62
3.	jobbank.gc.ca	365	29.0	17	215
4.	kijiji.ca	184	15.0	15	117
5.	ymcaowensound.on.ca	180	23.2	19	49
6.	workopolis.com	175	15.0	15	135
7.	simplyhired.ca	159	15.9	16	113
8.	opportunityliveshere.ca	101	24.7	21	54
9.	wowjobs.ca	87	18.9	16	74
10.	gbhs.on.ca	84	29.6	21	1
11.	careerarc.com	47	24.2	17	8
12.	jobillico.com	42	21.7	11	6
13.	recruiting2.ultipro.com	35	18.8	14	1
14.	grey.ca	34	29.0	22	1
15.	huroncounty.ca	18	29.6	30	1
16.	network.applytoeducation.com	16	5.9	5	3
17.	careers.northperth.ca	13	15.5	14	1