

# JOB DEMAND REPORT

## APRIL 2021

Job posting data collected by the connect2JOBS.ca from job boards and employer websites who recruit candidates in Bruce, Grey, Huron and Perth counties.

### HIGHLIGHTS

#### JOB POSTINGS BY THE NUMBERS

TOTAL ACTIVE	NEW THIS MONTH	COMPANIES	JOB BOARDS
3,964	1,822	1,446	36

#### # OF DAYS POSTED

AVERAGE	MEDIAN
22.3	25

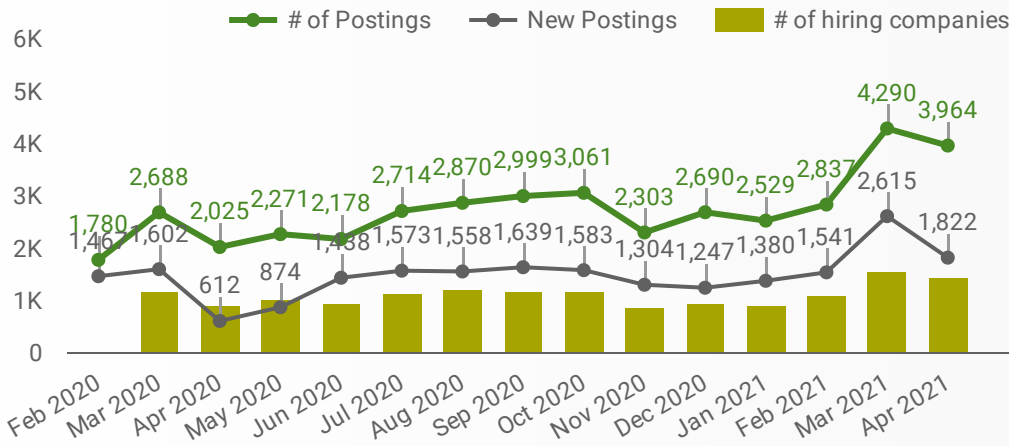
## REPORT BUILDER

The default filter selection below will show all job demand data for the month. You can use the filters to create a customized report for the purpose of understanding a subset of the data.

MUNICIPALITY	COUNTY	JOB TYPE
JOB DURATION	ADDITIONAL LANGUA...	QUICK FIND
JOB BOARD	SKILL LEVEL	
SKILL TYPE NAME / 1-DIGIT NATIONAL OCCUPATIONAL CLASSIFICATION CODE		
MAJOR GROUP / 2-DIGIT NATIONAL OCCUPATIONAL CLASSIFICATION CODE		
MINOR GROUP / 3-DIGIT NATIONAL OCCUPATIONAL CLASSIFICATION CODE		
UNIT GROUP / 4-DIGIT NATIONAL OCCUPATIONAL CLASSIFICATION CODE		
COMPANY OR EMPLOYMENT AGENCY		

## JOB POSTINGS BY MONTH

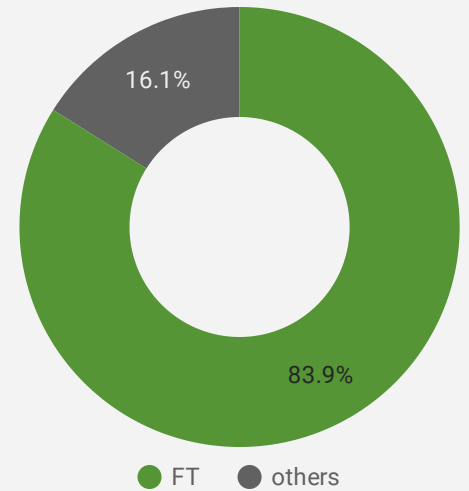
How many job postings were active for at least 1 day this month?



NOTE: This graph cannot be filtered using the controls on the cover page

## JOB TYPE

Full-time vs Part-time



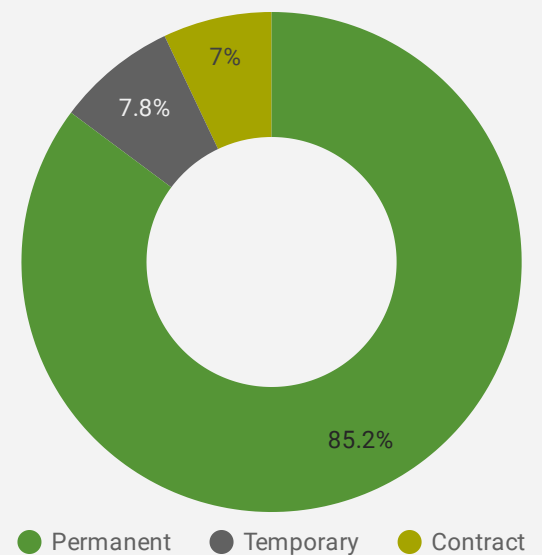
## JOB POSTINGS BY REGION

Where are job opportunities being offered?

MUNICIPALITY	POSTING COUNT	AVG POSTING LENGTH IN DAYS	MEDIAN POSTING LENGTH IN DAYS
1. City of Owen Sound	851	21.7	25
2. City of Stratford	691	22.9	25
3. Municipality of Kincardine	218	22.9	25
4. Municipality of North Perth	163	22.4	25
5. Town of Hanover	161	23.3	25
6. Town of The Blue Mountains	154	23.2	24
7. Town of Goderich	139	20.3	25
8. Town of South Bruce Peninsula	136	23.5	25

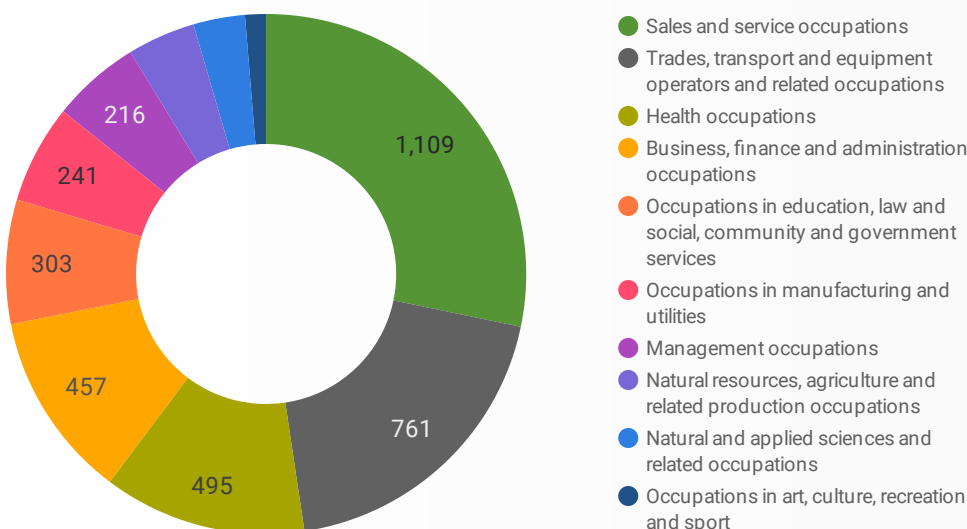
## JOB DURATION

Permanency of jobs posted



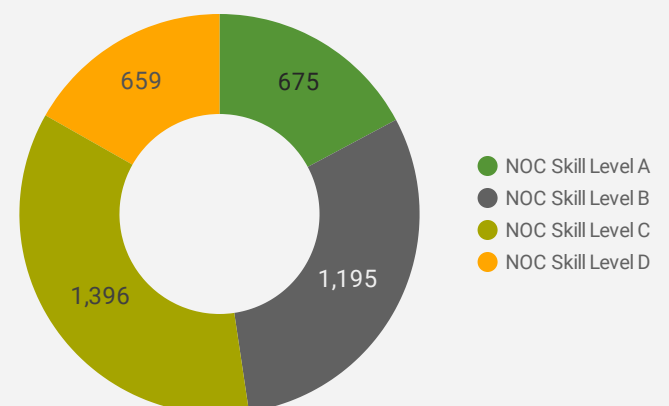
## JOB POSTINGS BY SKILL TYPE

What skill type is being recruited?



## JOB POSTINGS BY SKILL LEVEL

What education do occupations typically require?



Skill Level A = Usually University education | Skill Level B = Usually College education or Apprenticeship training | Skill Level C = Usually Secondary education or occupation-specific training | Skill Level D = Usually on-the-job training

## TOP OCCUPATIONS

What kind of jobs are in-demand?

	4 DIGIT NOC NAME	POSTINGS COUNT
1.	Retail salespersons	184
2.	Home support workers, housekeepers and related occupations	155
3.	Registered nurses and registered psychiatric nurses	143
4.	Other customer and information services representatives	139
5.	Light duty cleaners	131
6.	Cooks	125
7.	Material handlers	102
8.	Delivery and courier service drivers	89
9.	Transport truck drivers	85
10.	Food counter attendants, kitchen helpers and related support occupations	81
11.	Administrative assistants	80
12.	Construction trades helpers and labourers	75
13.	Licensed practical nurses	73
14.	Landscaping and grounds maintenance labourers	63
15.	General farm workers	55
16.	Retail and wholesale trade managers	52
17.	Carpenters	50
18.	Cashiers	48
19.	Other labourers in processing, manufacturing and utilities	47
20.	Nurse aides, orderlies and patient service associates	44
21.	Pharmacists	40
22.	null	39
23.	Restaurant and food service managers	37
24.	Labourers in food and beverage processing	36
25.	Food and beverage servers	35
26.	Social and community service workers	34
27.	Retail and wholesale buyers	34
28.	Program leaders and instructors in recreation, sport and fitness	34
29.	Customer services representatives - financial institutions	32
30.	Household equipment operators (except janitors)	32

## TOP EMPLOYERS/AGENCIES

Who is hiring?

	COMPANY	POSTINGS COUNT
1.	Huron Perth Healthcare Alliance (HPHA)	250
2.	Grey Bruce Health Services- Owen Sound	132
3.	YMCA of Owen Sound Grey Bruce	116
4.	CareerJet	78
5.	VPI Working Solutions- Walkerton	45
6.	Kijiji Jobs	39
7.	Alterra Mountain	38
8.	Boshart Industries Inc.	36
9.	Blue Mountain Resort	32
10.	County of Grey	32
11.	LISTOWEL WINGHAM HOSPITALS ALLIANCE	28
12.	Godfathers Pizza - Tri Group Management	25
13.	LCBO	25
14.	Southbridge Care Homes	25
15.	Liquor Control Board of Ontario	21
16.	Exceldor Foods Ltd.	19
17.	Scotiabank	19
18.	Home Depot of Canada Inc.	19
19.	Revera Inc.	18
20.	Bluewater District School Board	16
21.	LifeLabs	16
22.	Canada Post	14
23.	CarePartners	14
24.	A&W - Hanover   Mount Forest   Owen Sound   Listowel   Exeter	14
25.	Ice River Springs Water Co Inc.	14
26.	Shoppers Drug Mart	14

## OCCUPATIONS BY FREQUENCY & LENGTH OF JOB POSTINGS

What jobs are hard to fill and/or in-demand?

	4 DIGIT NOC	4 DIGIT NOC NAME	SKILL LEVEL	POSTING COUNT	AVG POSTING LENGTH IN DAYS	MEDIAN POSTING LENGTH IN DAYS
1.	6421	Retail salespersons	NOC Skill Level C	184	20.9	25
2.	4412	Home support workers, housekeepers and related occupations	NOC Skill Level C	155	22.1	25
3.	3012	Registered nurses and registered psychiatric nurses	NOC Skill Level A	143	25.5	16
4.	6552	Other customer and information services representatives	NOC Skill Level C	139	19.5	18
5.	6731	Light duty cleaners	NOC Skill Level D	131	22.5	25
6.	6322	Cooks	NOC Skill Level B	125	24.3	25
7.	7452	Material handlers	NOC Skill Level C	102	21.6	25
8.	7514	Delivery and courier service drivers	NOC Skill Level C	89	18.7	16
9.	7511	Transport truck drivers	NOC Skill Level C	85	24.0	25
10.	6711	Food counter attendants, kitchen helpers and related support occupations	NOC Skill Level D	81	22.4	25
11.	1241	Administrative assistants	NOC Skill Level B	80	22.2	25
12.	7611	Construction trades helpers and labourers	NOC Skill Level D	75	21.7	25
13.	3233	Licensed practical nurses	NOC Skill Level B	73	22.0	16
14.	8612	Landscaping and grounds maintenance labourers	NOC Skill Level D	63	23.4	25
15.	8431	General farm workers	NOC Skill Level C	55	33.5	25
16.	621	Retail and wholesale trade managers	NOC Skill Level A	52	24.1	25
17.	7271	Carpenters	NOC Skill Level B	50	29.0	25
18.	6611	Cashiers	NOC Skill Level D	48	20.6	25
19.	9619	Other labourers in processing, manufacturing and utilities	NOC Skill Level D	47	25.1	25
20.	3413	Nurse aides, orderlies and patient service associates	NOC Skill Level C	44	22.2	25
21.	3131	Pharmacists	NOC Skill Level A	40	19.8	24
22.	631	Restaurant and food service managers	NOC Skill Level A	37	26.4	25
23.	9617	Labourers in food and beverage processing	NOC Skill Level D	36	22.2	25
24.	6513	Food and beverage servers	NOC Skill Level C	35	23.4	25
25.	4212	Social and community service workers	NOC Skill Level B	34	24.7	25
26.	6222	Retail and wholesale buyers	NOC Skill Level B	34	22.1	25
27.	5254	Program leaders and instructors in recreation, sport and fitness	NOC Skill Level B	34	20.6	25
28.	6551	Customer services representatives - financial institutions	NOC Skill Level C	32	16.7	16
29.	7521	Heavy equipment operators (except crane)	NOC Skill Level C	30	24.9	25
30.	6110	Physiotherapists	NOC Skill Level A	28	21.1	25

## JOB POSTINGS BY 3-DIGIT NATIONAL OCCUPATION CLASSIFICATION

What jobs are hard to fill and/or in-demand?

	3 DIGIT NOC	3 DIGIT NOC NAME	SKILL LEVEL	POSTING COUNT	AVG POSTING LENGTH IN DAYS	MEDIAN POSTING LENGTH IN DAYS
1.	751	Motor vehicle and transit drivers	NOC Skill Level C	201	21.1	25
2.	673	Cleaners	NOC Skill Level D	185	21.7	25
3.	642	Retail salespersons	NOC Skill Level C	184	20.9	25
4.	441	Home care providers and educational support occupations	NOC Skill Level C	173	22.6	25
5.	655	Customer and information services representatives	NOC Skill Level C	171	19.0	18
6.	301	Professional occupations in nursing	NOC Skill Level A	152	25.0	16
7.	632	Chefs and cooks	NOC Skill Level B	138	24.0	25
8.	961	Labourers in processing, manufacturing and utilities	NOC Skill Level D	126	24.2	25
9.	745	Longshore workers and material handlers	NOC Skill Level C	102	21.6	25
10.	124	Office administrative assistants - general, legal and medical	NOC Skill Level B	101	22.1	25
11.	341	Assisting occupations in support of health services	NOC Skill Level C	88	22.5	25
12.	323	Other technical occupations in health care	NOC Skill Level B	82	21.6	16

1 - 50 / 122 < >

## JOB POSTINGS BY 2-DIGIT NATIONAL OCCUPATION CLASSIFICATION

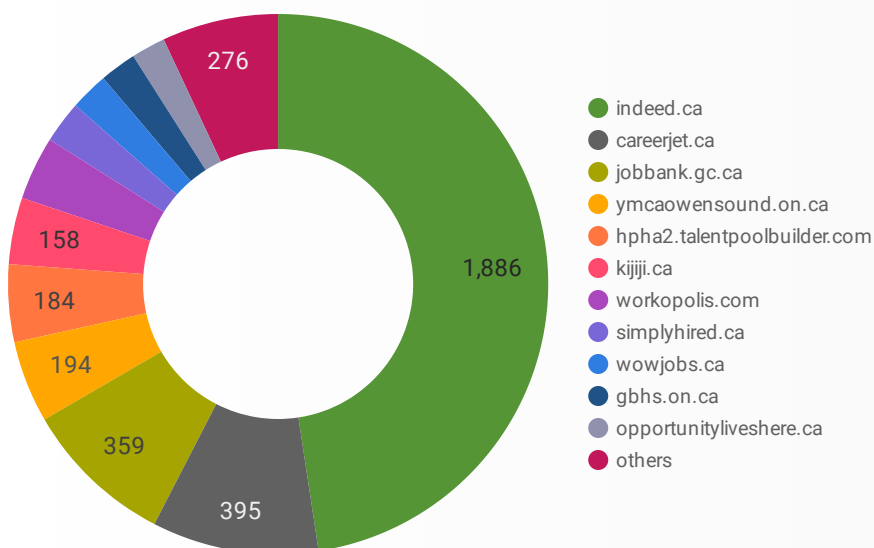
What jobs are hard to fill and/or in-demand?

	2 DIGIT NOC	2 DIGIT NOC NAME	SKILL LEVEL	POSTING COUNT	AVG POSTING LENGTH IN DAYS	MEDIAN POSTING LENGTH IN DAYS
1.	67	Service support and other service occupations, n.e.c.	NOC Skill Level D	294	22.5	25
2.	65	Service representatives and other customer and personal services occupations	NOC Skill Level C	277	21.0	25
3.	75	Transport and heavy equipment operation and related maintenance occupations	NOC Skill Level C	243	21.6	25
4.	72	Industrial, electrical and construction trades	NOC Skill Level B	219	22.7	25
5.	63	Service supervisors and specialized service occupations	NOC Skill Level B	199	25.0	25
6.	12	Administrative and financial supervisors and administrative occupations	NOC Skill Level B	192	21.1	25
7.	64	Sales representatives and salespersons - wholesale and retail trade	NOC Skill Level C	186	20.8	25
8.	44	Care providers and educational, legal and public protection support occupations	NOC Skill Level C	174	22.6	25
9.	30	Professional occupations in nursing	NOC Skill Level A	152	25.0	16
10.	32	Technical occupations in health	NOC Skill Level B	139	21.6	16
11.	74	Other installers, repairers and servicers and material handlers	NOC Skill Level C	128	22.1	25

1 - 45 / 45 < >

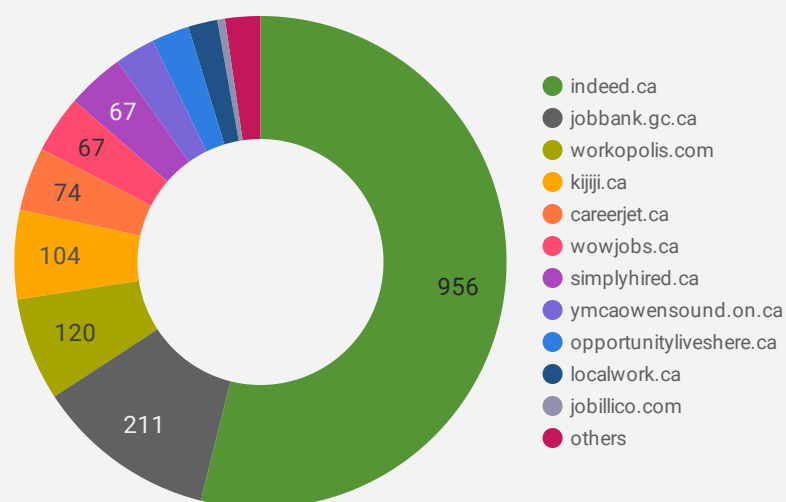
## JOB POSTINGS BY JOB BOARD

What share of unique job postings appear on each job board?



## COMPANIES BY JOB BOARD

What share of unique job postings appear on each job board?



## JOB POSTING DETAILS BY JOB BOARD

How does job posting activity differ by job board?

	JOB BOARD	POSTING COUNT	AVG POSTING LENGTH IN DAYS	MEDIAN POSTING LENGTH IN DAYS	# OF COMPANIES
1.	indeed.ca	1,886	24.9	25	956
2.	careerjet.ca	395	16.3	13	74
3.	jobbank.gc.ca	359	25.6	16	211
4.	ymcaowensound.on.ca	194	25.4	22	47
5.	hpha2.talentpoolbuilder.com	184	18.7	16	1
6.	kijiji.ca	158	15.0	15	104
7.	workopolis.com	151	14.9	15	120
8.	simplyhired.ca	100	16.0	16	67
9.	wowjobs.ca	91	15.9	16	67
10.	gbhs.on.ca	87	46.6	28	1
11.	opportunityliveshere.ca	81	28.6	30	44
12.	localwork.ca	71	4.9	3	34
13.	jobillico.com	44	16.0	11	9
14.	recruiting2.ultipro.com	32	24.6	22	1
15.	grey.ca	32	34.3	22	1
16.	careerarc.com	25	31.8	30	8
17.	network.applytoeducation.com	11	7.6	6	3