

JOB DEMAND REPORT

MAY 2021

Job posting data collected by the connect2JOBS.ca from job boards and employer websites who recruit candidates in Bruce, Grey, Huron and Perth counties.

HIGHLIGHTS

JOB POSTINGS BY THE NUMBERS

TOTAL ACTIVE	NEW THIS MONTH	COMPANIES	JOB BOARDS
4,172	2,045	1,437	37

OF DAYS POSTED

AVERAGE	MEDIAN
22.6	25

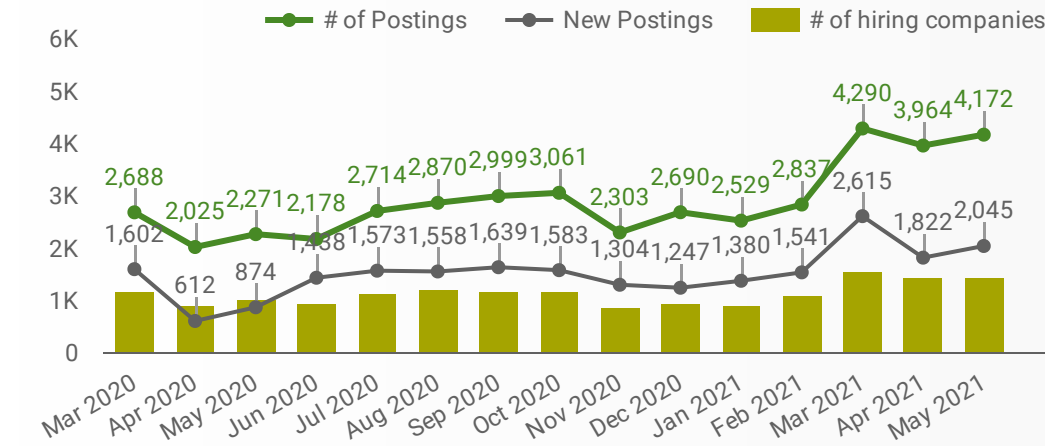
REPORT BUILDER

The default filter selection below will show all job demand data for the month. You can use the filters to create a customized report for the purpose of understanding a subset of the data.

MUNICIPALITY	COUNTY	JOB TYPE
JOB DURATION	ADDITIONAL LANGUA...	QUICK FIND
JOB BOARD	SKILL LEVEL	
SKILL TYPE NAME / 1-DIGIT NATIONAL OCCUPATIONAL CLASSIFICATION CODE		
MAJOR GROUP / 2-DIGIT NATIONAL OCCUPATIONAL CLASSIFICATION CODE		
MINOR GROUP / 3-DIGIT NATIONAL OCCUPATIONAL CLASSIFICATION CODE		
UNIT GROUP / 4-DIGIT NATIONAL OCCUPATIONAL CLASSIFICATION CODE		
COMPANY OR EMPLOYMENT AGENCY		

JOB POSTINGS BY MONTH

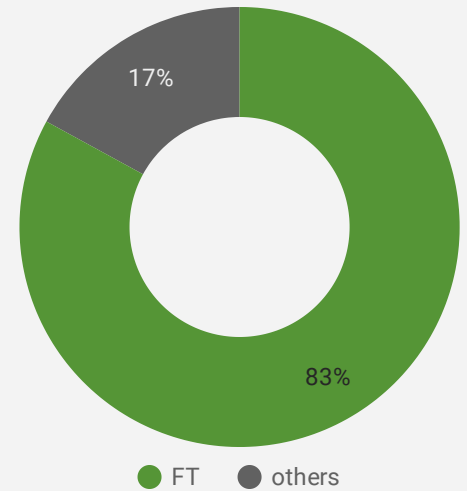
How many job postings were active for at least 1 day this month?



NOTE: This graph cannot be filtered using the controls on the cover page

JOB TYPE

Full-time vs Part-time



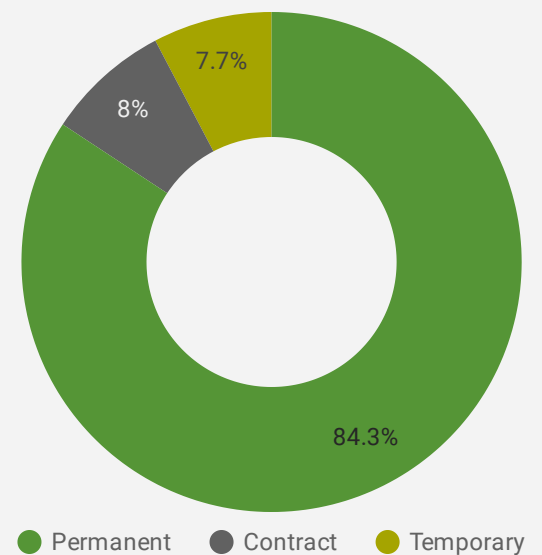
JOB POSTINGS BY REGION

Where are job opportunities being offered?

	MUNICIPALITY	POSTING COUNT	AVG POSTING LENGTH IN DAYS	MEDIAN POSTING LENGTH IN DAYS
1.	City of Owen Sound	909	22.1	24
2.	City of Stratford	731	22.1	25
3.	Town of Hanover	230	20.3	24
4.	Municipality of Kincardine	223	22.2	25
5.	Town of The Blue Mountains	194	25.3	25
6.	Municipality of North Perth	162	25.7	25
7.	Town of South Bruce Peninsula	161	28.3	24
8.	Town of Saugeen Shores	154	22.9	25

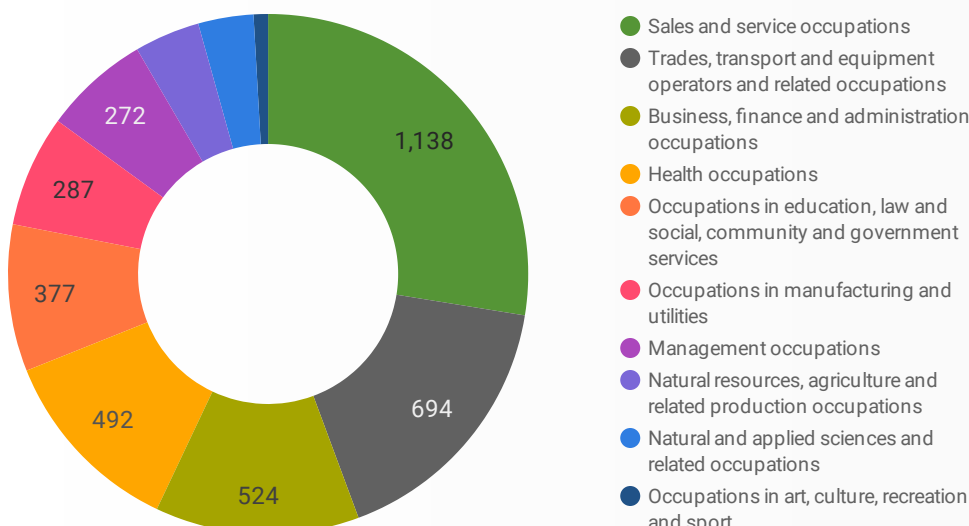
JOB DURATION

Permanency of jobs posted



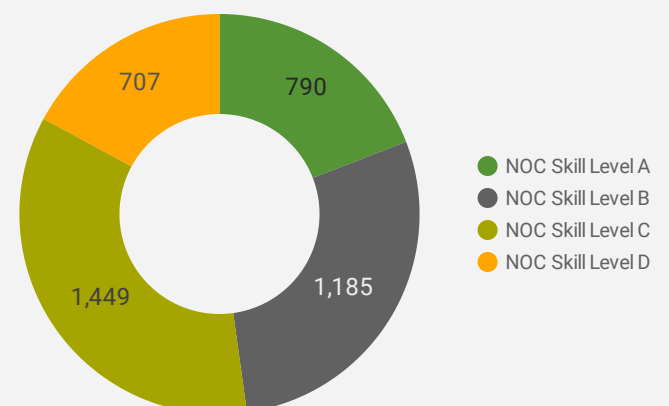
JOB POSTINGS BY SKILL TYPE

What skill type is being recruited?



JOB POSTINGS BY SKILL LEVEL

What education do occupations typically require?



Skill Level A = Usually University education | Skill Level B = Usually College education or Apprenticeship training | Skill Level C = Usually Secondary education or occupation-specific training | Skill Level D = Usually on-the-job training

TOP OCCUPATIONS

What kind of jobs are in-demand?

	4 DIGIT NOC NAME	POSTINGS COUNT
1.	Retail salespersons	193
2.	Other customer and information services representatives	176
3.	Home support workers, housekeepers and related occupations	160
4.	Registered nurses and registered psychiatric nurses	129
5.	Light duty cleaners	123
6.	Cooks	118
7.	Delivery and courier service drivers	109
8.	Food counter attendants, kitchen helpers and related support occupations	106
9.	Administrative assistants	101
10.	Material handlers	91
11.	Construction trades helpers and labourers	75
12.	Licensed practical nurses	74
13.	Other labourers in processing, manufacturing and utilities	68
14.	General farm workers	67
15.	Transport truck drivers	63
16.	Landscaping and grounds maintenance labourers	62
17.	Retail and wholesale trade managers	55
18.	Labourers in food and beverage processing	53
19.	Other assisting occupations in support of health services	48
20.	Cashiers	46
21.	Restaurant and food service managers	46
22.	Carpenters	44
23.	Food and beverage servers	42
24.	Early childhood educators and assistants	42
25.	Pharmacists	41
26.	null	41
27.	Nurse aides, orderlies and patient service associates	40
28.	Social and community service workers	39
29.	Other financial officers	37
30.	Customer services representatives - financial institutions	32

TOP EMPLOYERS/AGENCIES

Who is hiring?

	COMPANY	POSTINGS COUNT
1.	Huron Perth Healthcare Alliance (HPHA)	250
2.	Grey Bruce Health Services- Owen Sound	139
3.	YMCA of Owen Sound Grey Bruce	113
4.	Blue Mountain Resort	43
5.	Alterra Mountain	43
6.	Revera Inc.	38
7.	Kijiji Jobs	37
8.	Scotiabank	34
9.	County of Grey	34
10.	LISTOWEL WINGHAM HOSPITALS ALLIANCE	30
11.	DoorDash	30
12.	Boshart Industries Inc.	29
13.	Bruce-Grey Catholic District School Board	27
14.	VPI Working Solutions-Walkerton	27
15.	Godfathers Pizza - Tri Group Management	25
16.	HGS - Canada	23
17.	DYNA-MIG, A Division of F&P Mfg	22
18.	Liquor Control Board of Ontario	22
19.	Exceldor Foods Ltd.	21
20.	Chippewas of Nawash Unceded First Nation	20
21.	UPS - Owen Sound	20
22.	McDonald's Restaurant	20
23.	McDonald's Restaurants	19
24.	VON Canada	19
25.	Adecco	19
26.	CarePartners	19
27.	Town of St. Marys	18

OCCUPATIONS BY FREQUENCY & LENGTH OF JOB POSTINGS

What jobs are hard to fill and/or in-demand?

	4 DIGIT NOC	4 DIGIT NOC NAME	SKILL LEVEL	POSTING COUNT	AVG POSTING LENGTH IN DAYS	MEDIAN POSTING LENGTH IN DAYS
1.	6421	Retail salespersons	NOC Skill Level C	193	23.0	25
2.	6552	Other customer and information services representatives	NOC Skill Level C	176	18.6	18
3.	4412	Home support workers, housekeepers and related occupations	NOC Skill Level C	160	23.7	25
4.	3012	Registered nurses and registered psychiatric nurses	NOC Skill Level A	129	22.1	16
5.	6731	Light duty cleaners	NOC Skill Level D	123	23.6	24
6.	6322	Cooks	NOC Skill Level B	118	19.9	23
7.	7514	Delivery and courier service drivers	NOC Skill Level C	109	16.4	15
8.	6711	Food counter attendants, kitchen helpers and related support occupations	NOC Skill Level D	106	27.8	25
9.	1241	Administrative assistants	NOC Skill Level B	101	22.0	24
10.	7452	Material handlers	NOC Skill Level C	91	21.1	25
11.	7611	Construction trades helpers and labourers	NOC Skill Level D	75	21.9	25
12.	3233	Licensed practical nurses	NOC Skill Level B	74	24.8	19
13.	9619	Other labourers in processing, manufacturing and utilities	NOC Skill Level D	68	23.1	25
14.	8431	General farm workers	NOC Skill Level C	67	23.1	25
15.	7511	Transport truck drivers	NOC Skill Level C	63	26.5	25
16.	8612	Landscaping and grounds maintenance labourers	NOC Skill Level D	62	21.0	24
17.	621	Retail and wholesale trade managers	NOC Skill Level A	55	24.7	25
18.	9617	Labourers in food and beverage processing	NOC Skill Level D	53	23.9	23.5
19.	3414	Other assisting occupations in support of health services	NOC Skill Level C	48	23.5	25
20.	631	Restaurant and food service managers	NOC Skill Level A	46	21.9	25
21.	6611	Cashiers	NOC Skill Level D	46	23.7	25
22.	7271	Carpenters	NOC Skill Level B	44	21.6	25
23.	6513	Food and beverage servers	NOC Skill Level C	42	19.4	21
24.	4214	Early childhood educators and assistants	NOC Skill Level B	42	19.4	18
25.	3131	Pharmacists	NOC Skill Level A	41	21.6	25
26.	3413	Nurse aides, orderlies and patient service associates	NOC Skill Level C	40	27.8	25
27.	4212	Social and community service workers	NOC Skill Level B	39	22.4	25
28.	1114	Other financial officers	NOC Skill Level A	37	20.0	25
29.	311	Managers in health care	NOC Skill Level A	32	19.5	20
30.	6551	Customer service representatives - financial institutions	NOC Skill Level C	22	18.2	16

JOB POSTINGS BY 3-DIGIT NATIONAL OCCUPATION CLASSIFICATION

What jobs are hard to fill and/or in-demand?

	3 DIGIT NOC	3 DIGIT NOC NAME	SKILL LEVEL	POSTING COUNT	AVG POSTING LENGTH IN DAYS	MEDIAN POSTING LENGTH IN DAYS
1.	655	Customer and information services representatives	NOC Skill Level C	208	18.5	18
2.	751	Motor vehicle and transit drivers	NOC Skill Level C	197	20.5	25
3.	642	Retail salespersons	NOC Skill Level C	193	23.0	25
4.	961	Labourers in processing, manufacturing and utilities	NOC Skill Level D	174	23.8	25
5.	441	Home care providers and educational support occupations	NOC Skill Level C	171	24.7	25
6.	673	Cleaners	NOC Skill Level D	158	24.2	25
7.	301	Professional occupations in nursing	NOC Skill Level A	144	22.2	16
8.	124	Office administrative assistants - general, legal and medical	NOC Skill Level B	140	21.9	24
9.	632	Chefs and cooks	NOC Skill Level B	126	19.9	23
10.	671	Food counter attendants, kitchen helpers and related support occupations	NOC Skill Level D	106	27.8	25
11.	421	Paraprofessional occupations in legal, social, community and education services	NOC Skill Level B	103	19.9	25

1 - 50 / 124 < >

JOB POSTINGS BY 2-DIGIT NATIONAL OCCUPATION CLASSIFICATION

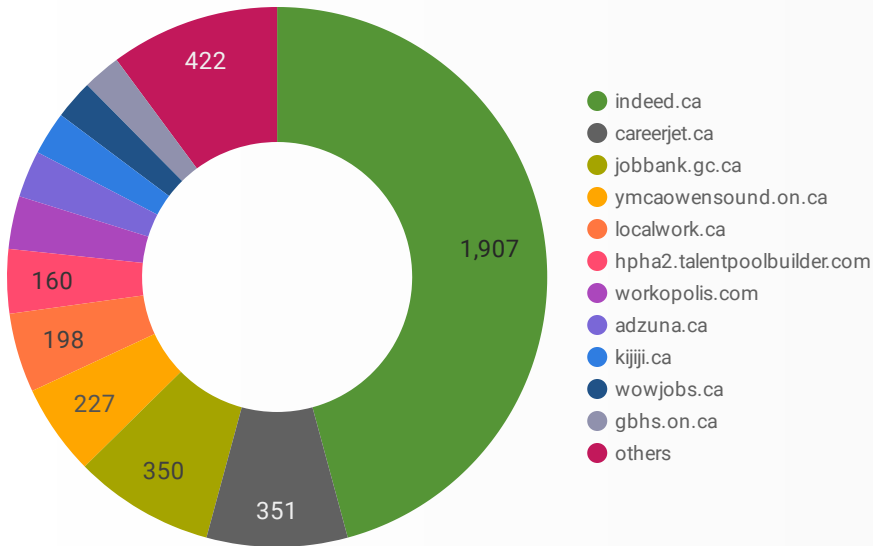
What jobs are hard to fill and/or in-demand?

	2 DIGIT NOC	2 DIGIT NOC NAME	SKILL LEVEL	POSTING COUNT	AVG POSTING LENGTH IN DAYS	MEDIAN POSTING LENGTH IN DAYS
1.	65	Service representatives and other customer and personal services occupations	NOC Skill Level C	306	19.1	21
2.	67	Service support and other service occupations, n.e.c.	NOC Skill Level D	289	25.8	25
3.	75	Transport and heavy equipment operation and related maintenance occupations	NOC Skill Level C	238	20.6	25
4.	12	Administrative and financial supervisors and administrative occupations	NOC Skill Level B	230	22.0	25
5.	64	Sales representatives and salespersons - wholesale and retail trade	NOC Skill Level C	202	22.8	25
6.	63	Service supervisors and specialized service occupations	NOC Skill Level B	187	26.1	24
7.	72	Industrial, electrical and construction trades	NOC Skill Level B	181	23.4	25
8.	44	Care providers and educational, legal and public protection support occupations	NOC Skill Level C	177	24.6	25
9.	96	Labourers in processing, manufacturing and utilities	NOC Skill Level D	174	23.8	25
10.	30	Professional occupations in nursing	NOC Skill Level A	144	22.2	16
11.	32	Technical occupations in health	NOC Skill Level B	142	23.3	20.5

1 - 45 / 45 < >

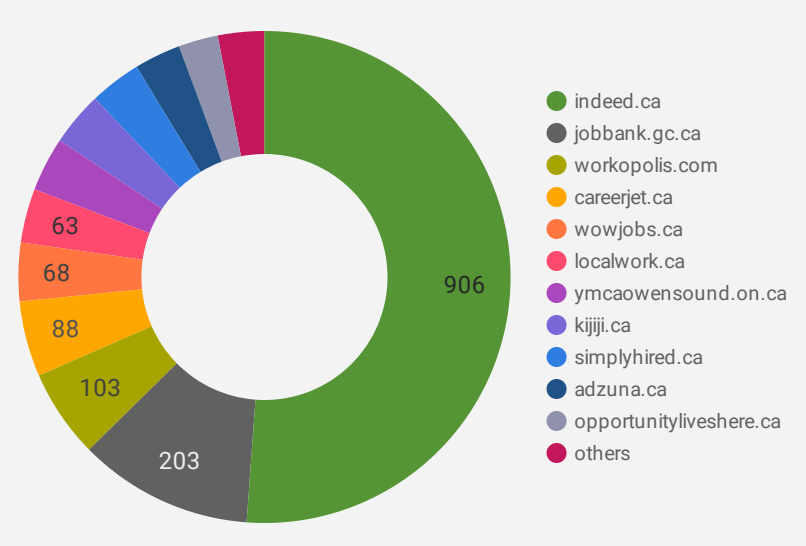
JOB POSTINGS BY JOB BOARD

What share of unique job postings appear on each job board?



COMPANIES BY JOB BOARD

What share of unique job postings appear on each job board?



JOB POSTING DETAILS BY JOB BOARD

How does job posting activity differ by job board?

	JOB BOARD	POSTING COUNT	AVG POSTING LENGTH IN DAYS	MEDIAN POSTING LENGTH IN DAYS	# OF COMPANIES
1.	indeed.ca	1,907	24.8	25	906
2.	careerjet.ca	351	19.6	15	88
3.	jobbank.gc.ca	350	26.2	16	203
4.	ymcaowensound.on.ca	227	25.2	20	63
5.	localwork.ca	198	6.7	3	63
6.	hpha2.talentpoolbuilder.com	160	18.0	16	1
7.	workopolis.com	132	14.9	15	103
8.	adzuna.ca	117	15.0	15	54
9.	kijiji.ca	108	15.0	15	63
10.	wowjobs.ca	98	15.9	16	68
11.	gbhs.on.ca	95	44.7	35	1
12.	simplyhired.ca	86	16.0	16	60
13.	opportunityliveshere.ca	72	32.3	28	46
14.	jobillico.com	64	39.6	14	10
15.	recruiting2.ultipro.com	35	28.4	18	1
16.	careerarc.com	33	34.4	32	9
17.	grey.ca	33	38.3	28	1